

THE TORCH BEARER OF
UNCOMPROMISING EXCELLENCE



RAJARATHNAM CONSTRUCTION PRIVATE LIMITED
(An ISO 9001 : 2015 Certified Organisation)

Reg. Office. No.20, Anderson Road, Ayanavaram, Chennai - 600 023.

Branch Office. No- C-10 First Floor, Thillai nagar 4th cross street, Trichy - 620018.

Site. New Door No. 23, Old Door No. 62, Main Road, Crawford Colony, Trichy - 620012

Tel: +91 44 26749292 | Email: marketing@rcpl92.com | www.rcproperty.in

 93 6077 6077

Member
CREDAI



RCPL
SINCE 1992



RC

EMERALD CASTLE

OUR PRESTIGIOUS 106th LANDMARK

Building memories. Crafting dreams.
Celebrating life.

www.rcproperty.in



aRChitecturally yours ...

Established for over 3 decades, equipped with the finest team of experienced engineers, architects, planners and designers, Rajarathnam Construction Pvt.Ltd, is today a trendsetting name in the Realty Sector. The group has to its credit some of the most eloquently designed apartments, plotted development projects, exclusive villas and townships, the likes of which have never been seen before.

For over 33 years we have built strong foundations and lasting relationships with our customers and are proud to have touched so many families in so short a while. And our journey has just begun....





Rich
Classy
Posh
Luxurious

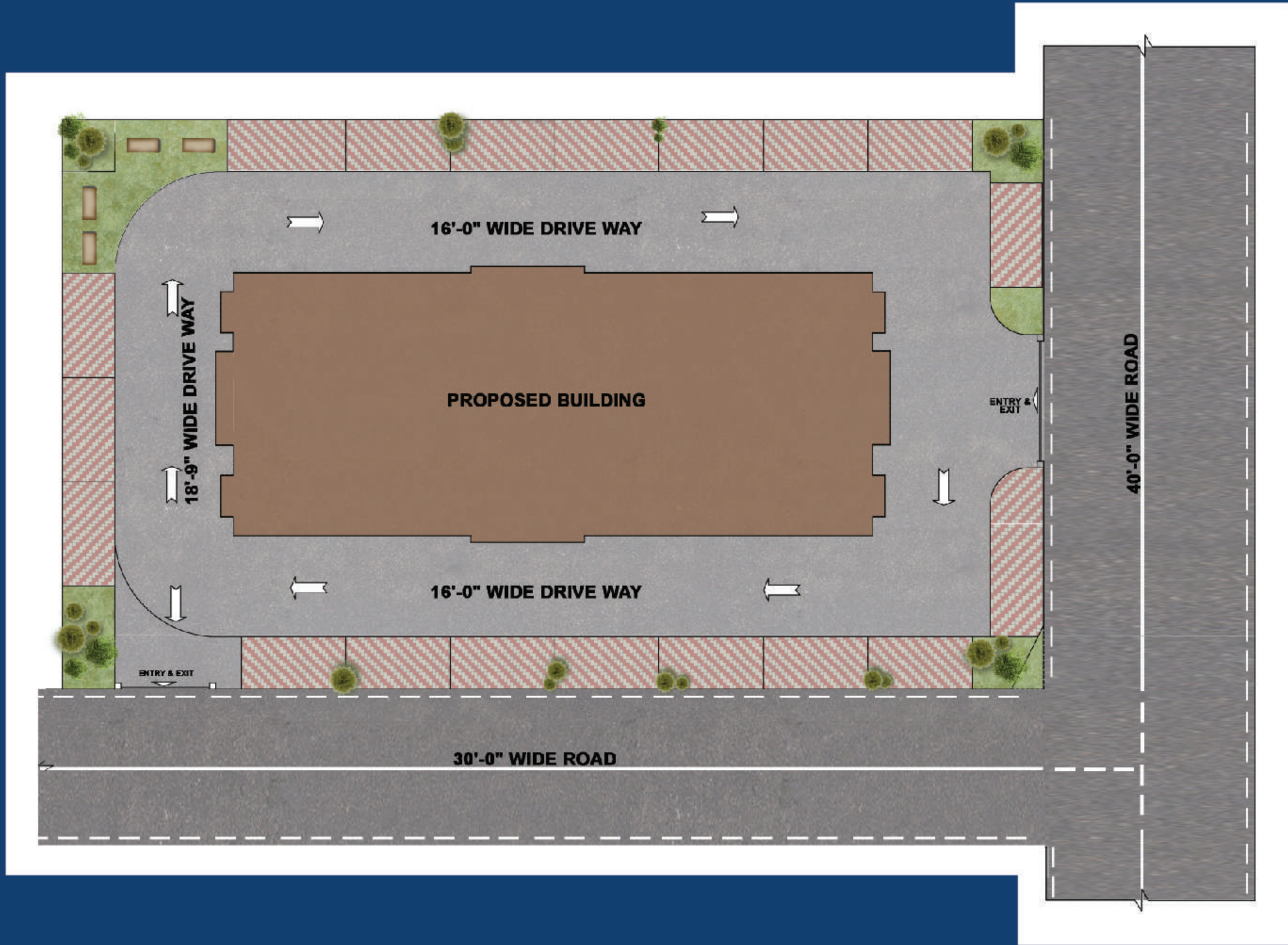
LUXURY LIVING REDEFINED IN TRICHY

A vibrant yet serene neighbourhood in a thriving city, a grandiose location in the fastest growing residential and commercial hub in Crawford Trichy. Stilt and 9 floors of majesty endowed with stress free commute and excellent connectivity, proximity to schools, hospitals, shopping centres and major highways. All this and so much more brought to you by none other than RC, your most trusted builder renowned for their unwavering dedication to quality, innovation, and transformative development. Come regale yourself with the grace of an emperor at RC Emerald Castle, the finest destination of calm, unruffled and stylish living. Invest in Crawford, take life a step forward !

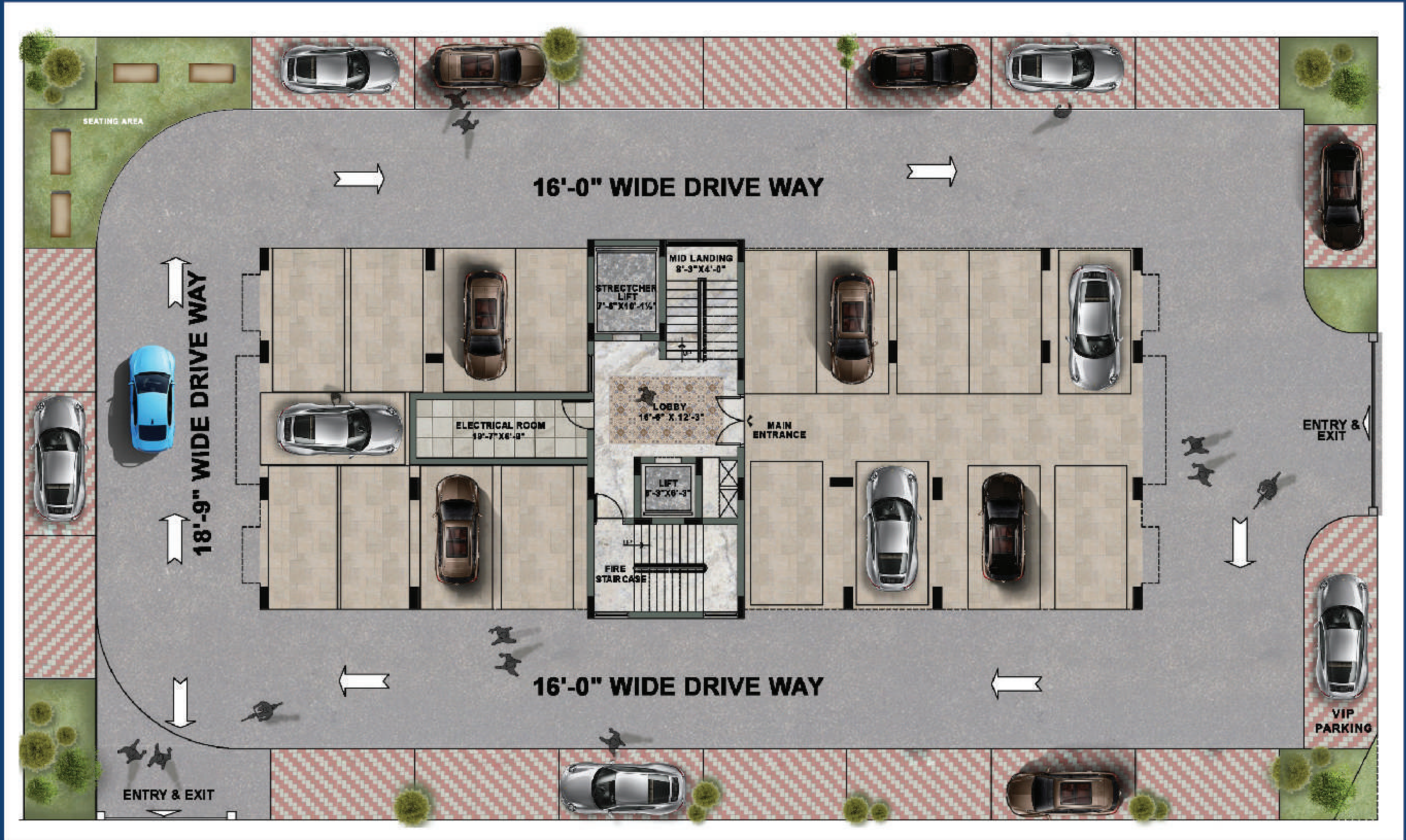


RC
EMERALD CASTLE
OUR PRESTIGIOUS 106th LANDMARK

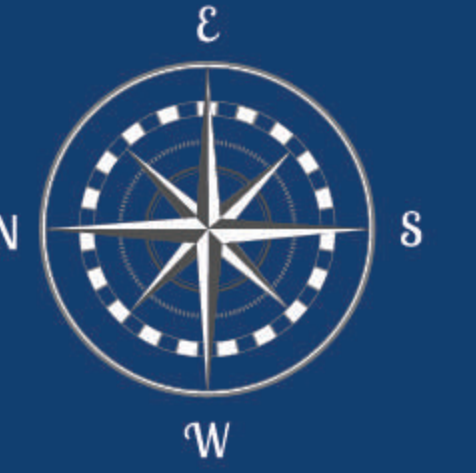
SITE PLAN



STILT & CAR PARKING

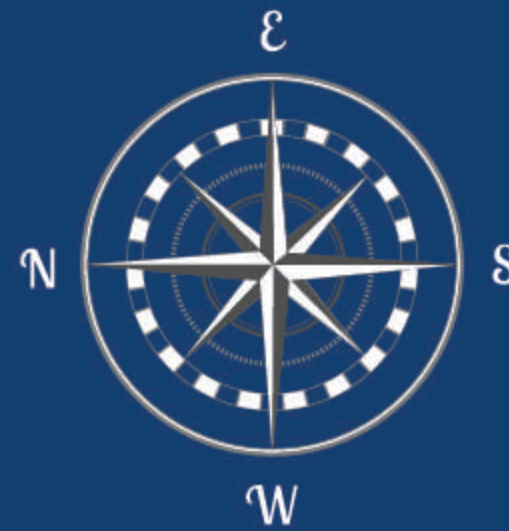


TYPICAL FLOOR PLAN



INDIVIDUAL FLOOR PLAN

APARTMENT - A Series
2500 Sq.ft.



APARTMENT - B Series
2075 Sq.ft.




SPECIFICATIONS

STRUCTURE

- RCC framed structure with with Shallow foundation.
- Structure designed for seismic zone III using Fe 550 steel TMT bars.
- AAC Block walls 230mm / 100mm.
- Floor to Floor height will be maintained at 3000 mm.
- Internal wall in the living, dining, bedrooms, kitchen, toilets, lobby and utility will be finished with 1 coat of primer, 2 coats of putty & emulsion paint.
- Ceiling will be finished with 1 coat of primer, 2 coats of putty & emulsion paint.
- Exterior faces of the building will be finished with 1 coat of texture paint and 2 coats of weather resistant paint.
- Toilet & Utility walls will be finished wherever required with double glazed vitrified tiles up to false ceiling height.

FLOORING

- Living, dining, kitchen and bedrooms will have vitrified tile flooring of 800mm x 800mm.
- Bathroom and Utility will have anti-skid ceramic tile for flooring.
- Balcony will be finished with anti-skid ceramic tiles for flooring.
- Terrace floor will have clay tiles.



KITCHEN

- Space will be left for modular kitchen with plumbing and electrical provisions.
- Provision for chimney will be provided.
- CP fittings will be Jaguar or equivalent.



BATHROOM

- Wall mounted wash basin in all toilets.
- Wall mounted WC and health faucet in all bathrooms.
- All CP and sanitary fittings will be Jaguar or equivalent.
- Concealed water mixer with shower for hot and cold water.
- Provision for exhaust and geyser will be provided in all bathrooms.



ENTRANCE DOOR

- First quality teakwood frame panel with door shutter of 2100mm height which will have tower bolt, door viewer, safety latch, door stopper and Godrej or equivalent lock.

BEDROOM DOOR

- Flush door of 2100mm with Godrej or equivalent locks and door stopper.

BATHROOM DOOR

- Resin coated flush door with the tower bolt lock system.

30+ AMENITIES

WINDOW

- ▶ Windows will be UPVC with see-through plain glass and MS grills on inner side.
- ▶ Ventilators will be UPVC with suitable louvered glass panels.

ELECTRICAL FITTING

- ▶ Havells / Poly cab or equivalent cables and wiring.
- ▶ Switches and sockets will be Crompton / Legrand or equivalent.
- ▶ Split air conditioner points will be provided for all the bedrooms and living room.
- ▶ Modular plate switches, MCB and ELCB (Earth Leakage Circuit Breaker) system.
- ▶ Telephone points will be provided in master bedroom and living room, TV (DTH) provision will be provided in all bedrooms and living room & data points will be provided in living room.

OTHER

- ▶ Overhead Tank (OHT) & UG Sump.
- ▶ 24 x 7 Generator backup for lifts and common area.
- ▶ 24 x 7 Generator backup for all apartments up to 750 watts for 3 BHK and 1000 watts for 4BHK.
- ▶ 24 x 7 CCTV cameras for all pivotal locations.

EXTERNAL FEATURES

- ▶ Elevator: 16 - Passenger Stretcher Lift and 8- Passenger Lift will be provided.
- ▶ Power Supply: 3 Phase power supply will be provided for all apartments.
- ▶ Suitable Landscaping will be done at required areas.
- ▶ Driveway will be interlocking paver blocks.
- ▶ Children Park.
- ▶ Water Treatment Plant.
- ▶ Solar Power for Common Area Lighting.
- ▶ Building Lighting Arrestor.
- ▶ Terrace Sit Out – 2 Nos.
- ▶ EV Charger for Two & Four Wheeler – 2 Nos.

NOTE :

THE SPECIFICATION AND PLAN CONTAINED IN THE MEMORANDUM OF UNDERSTANDING AND THE BROCHURE ARE SUBJECT TO CHANGE. THE BROCHURE IS CONCEPTUAL AND NOT A LEGAL OFFERING. THE PROMOTERS RESERVE THE RIGHT TO MAKE ALTERATIONS, ADDITIONS AND AMENDMENTS WITHOUT COMPROMISING LEGAL, GOVERNMENT APPROVAL, THE SPECIFICATIONS AND EXCLUSIVE FEATURES.



LANDSCAPE GARDEN WITH AIR PURIFYING PLANTS



8 SHAPED WALKING TRACK



BONFIRE PIT



CHILDREN'S PLAY AREA



FLAG POST



SEE- SAW



SELFIE WALL



SENIOR CITIZEN'S SQUARE



WALKING AND JOGGING TRACK



FOOT REFLEXOLOGY PATHWAY



WASH AREA NEAR SECURITY FOR VISITORS



CCTV CAMERA MONITORING STATION



PASSENGER LIFT - 1



SWING



LIGHTING ARRESTOR



SLIDE



SERVANT AND DRIVER RESTING ROOM



RAIN WATER RECHARGE SYSTEM



EV. CHARGER

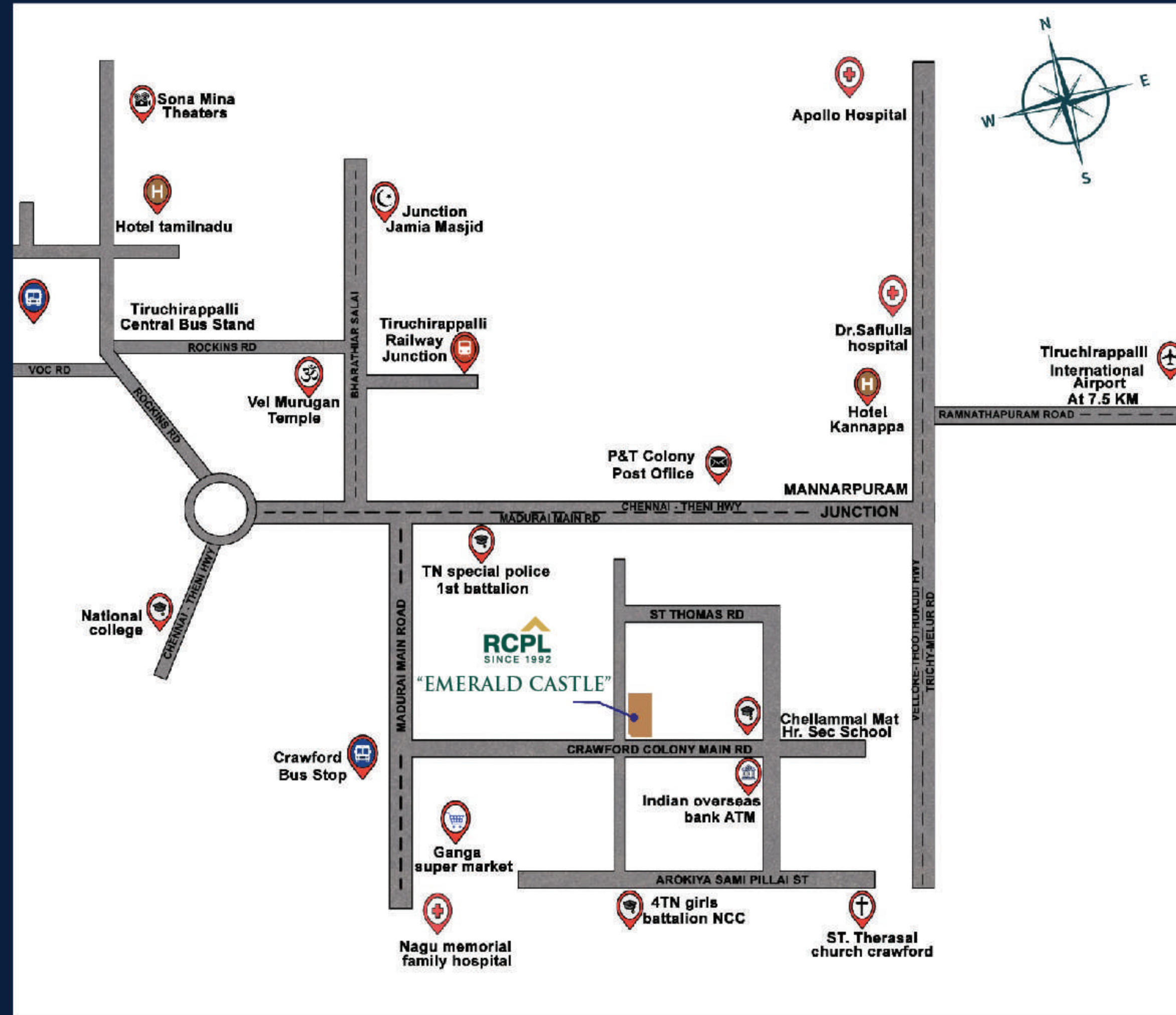


SOLAR POWER FOR COMMON AREA LIGHTING



POWER BACKUP GENERATOR

LOCATION MAP



LOCATION ADVANTAGES

📍 Educational Institutions Near Crawford:

- Pearl City Montessori Play School - **1.5 KM**
- Edify Kids - **1.7 KM**
- Periyar Centenary Memorial Matriculation Hr. Sec. School - **1.7 KM**
- Jamal Mohamed College - **1.8 KM**
- Samadh Senior Secondary School - **1.8 KM**
- Al-Jamiethus Sadhik Matriculation School - **2.0 KM**
- Kamala Niketan School - **2.3 KM**

📍 Transportation Hubs:

- Central Bus Stand - **1.3 KM**
- Trichy Junction Railway Station - **3 KM**
- Tiruchirappalli International Airport - **8 KM**

📍 Shopping and Entertainment:

- Femina Shopping Mall - **2 KM**
- Reliance Mall - **2 KM**

📍 Hospitals:

- KMC Specialty Hospital - **3 KM**
- Apollo Hospitals, Trichy - **5 KM**

📍 Places of Worship:

- Central Bus Stand - **1.3 KM**
- Trichy Junction Railway Station - **3 KM**

📍 Banks and ATMs:

- State Bank of India Branch and ATM
- HDFC Bank Branch and ATM

ONGOING PROJECTS

UPCOMING PROJECTS

RC THILLAI Thillai Nagar, Trichy



Stilt + 4 floors
8 UNITS | 1295 - 1355 Sq.ft.
3 BHK

Construction in
full swing

RC KINGSTON Moolakadai



2 Stilt + 8 floors
128 UNITS | 910 - 1430 Sq.ft.
2 & 3 BHK

Ready to occupy
in March 2025

RC MEADOWS Kolathur



Stilt + 8 floors
90 UNITS | 1235 - 1880 Sq.ft.
2,3 & 4 BHK

Possession in
May 2025

RC BLOOMING GARDEN 2.0 Chettimedu, Madhavaram



900 - 3000 Sq.ft.

RC ALPHINE GROVE Yelagiri



861 - 1840 Sq.ft.

RC ROSEWOOD Redhills



Stilt + 5 floors
50 UNITS | 890 - 945 Sq.ft.
2 BHK

INDUSTRIAL LAYOUT Maraimalai Nagar



4800 Sq.ft. Onwards

RC VALENCIA Cholambedu, Ambattur



Stilt + 4 floors
20,000 Sq.ft