

blù

AT **SIDDHA SKY**

WBRERA/P/KOL/2023/000767

rera.wb.gov.in

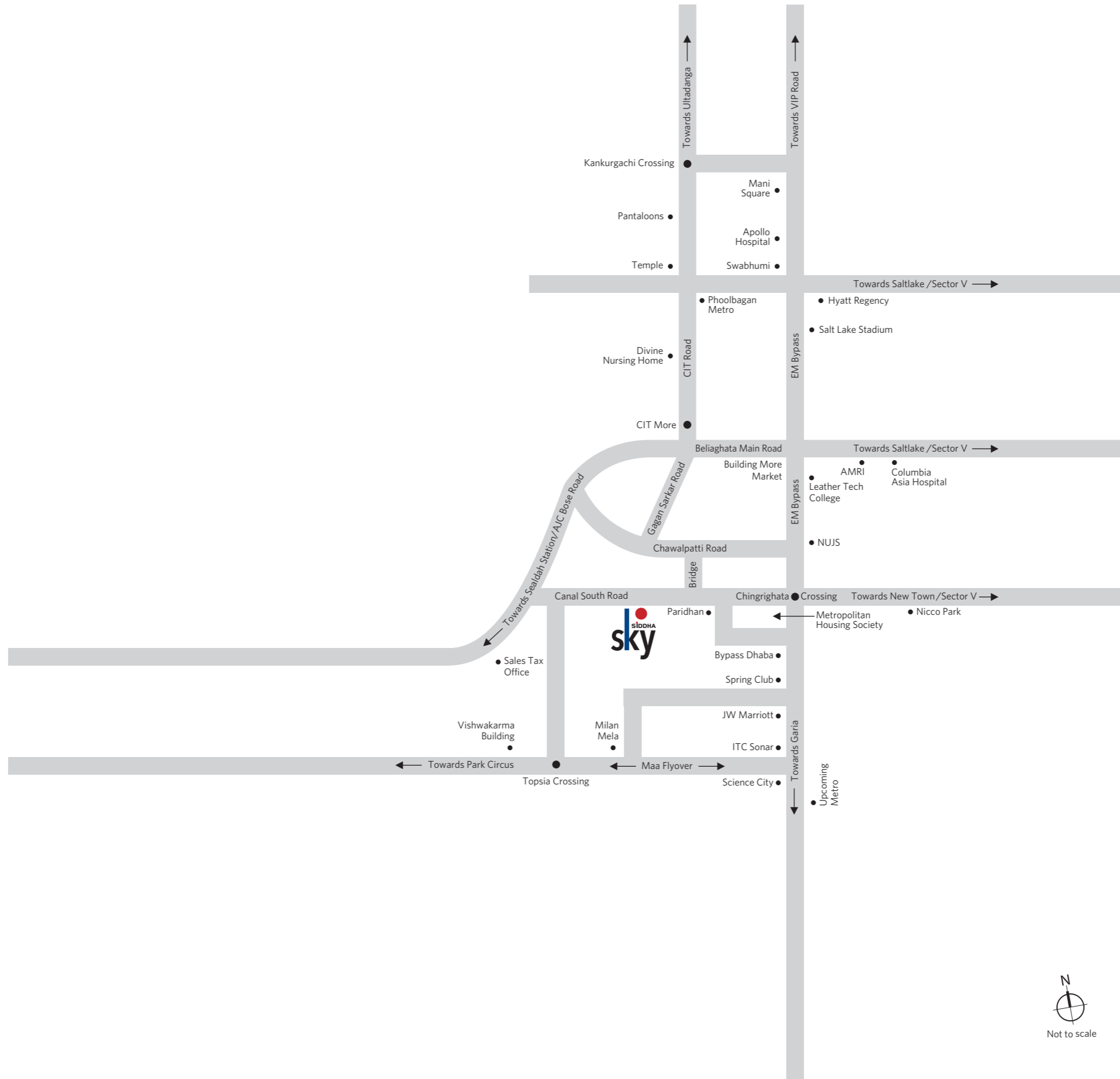
Where
blù is ultra luxe



ELEVATION VIEW



LOCATION



EASY ACCESS

Routes to your Sky

| | |
|------------------------|--------|
| CIT More Beliaghata | 0.5 km |
| EM Bypass | 1.9 km |
| Chingrighata Crossing | 1.9 km |
| ITC Royal | 2 km |
| JW Marriott | 2 km |
| Phoolbagan Metro | 2 km |
| Phoolbagan Pantaloons | 2.4 km |
| Hyatt Regency | 2.5 km |
| Salt Lake Stadium | 2.5 km |
| Apollo Hospital | 2.7 km |
| Sealdah Station | 2.9 km |
| Kankurgachi Crossing | 2.9 km |
| AMRI Hospital | 3.2 km |
| Mani Square | 3.5 km |
| Columbia Asia Hospital | 3.7 km |
| Sector V | 5 km |

ABOUT THE PROJECT

3 BHK + Study + 3T

4 BHK + 5T

4 BHK + Study + 5T

Carpet Area range

1650 ~ 2505 sqft (including balcony)

HIGHLIGHTS OF THE PROJECT

- Access to Kolkata's tallest Rooftop Skywalk
 - Strategically placed with all sides open
 - State-of-the-art elevation
 - Elegantly designed layouts
 - Premium specifications & finishes
 - 4 High speed elevators
 - 3-Side Open apartments
 - Duplex option
 - Double height Ground lobby
- Fully Vaastu Compliant apartments
 - Breathtaking & panoramic city views
 - 3.3 meter Floor Height
 - Only 3 Apartments on every floor
 - Triple-height balcony with all apartments
 - 3 balconies with 4.5 BHK & 4 BHK apartments
 - 2 balconies with 3 BHK apartments.
 - Well-ventilated living/dining area with dual balconies

APARTMENT INTERIOR



Living Area

APARTMENT INTERIOR



Dining Area

GROUND FLOOR LOBBY



CLUB HIGHLIGHTS

- Swimming pool with deck
 - Cinema hall
 - Creché
 - Lounge
 - Studio
 - Swimming pool
 - Multipurpose hall
 - Gymnasium
 - Business centre
- Games room
 - Cafeteria
 - Banquet hall
 - Pre function room
 - Squash court
 - Conference room
 - Meeting room
 - Admin room



BUSINESS LOUNGE



BUSINESS LOUNGE - MEETING AREA



Live
with
Passion

MULTIPURPOSE ROOM



LIBRARY / READING ROOM



GAMES AREA



KIDS PLAY AREA



HOME THEATER ROOM



Do not Dream of it,
Train for it

GYM AREA

PROJECT FACILITIES

- Lounge
 - Intercom network
 - Rainwater harvesting system
 - Fire-fighting system
 - Cable TV and broadband point
 - 24/7 water supply
 - High-speed elevators
- 24/7 security and surveillance
 - Landscaped garden
 - Water filtration plant
 - Solar lighting in common areas
 - Power-back-up for common areas
 - Sewage Treatment plant
 - Facility management service

SKYWALK FEATURES

- Jacuzzi
- Kids' play area
- Jogging track/pathways
- Skyplex
- Chess court
- Floral garden
- Sit out plaza
- Performance deck & party lawn
- Artificial lawn

- Outdoor lounge
- Senior citizen area
- Yoga and meditation zone
- Observatory deck
- Sundeck
- Tot lot
- Fitness zone
- Adda zone

SPECIFICATIONS

Structure

Super Structure ~ Earthquake resistant RCC framed structure with monolithic concrete

Internal Walls

RCC/AAC wall over laid with putty.

Doors

Main Door ~ Paneled Teakwood main door with timber frames

Internal Doors ~ Solid core flush shutters with timber frames

Windows

Aluminium frames with fully glazed shutters and quality fittings.

Flooring

Rooms(include living & dining) ~ Premium Vitrified tiles

Kitchen

Floor ~ Anti-skid tiles

Counter Tops ~ Granite with steel sink | Dados ~ Ceramic tiles up to a height of 2' (two) feet from the counter top.

Toilet

Floor ~ Anti - skid tiles

Dados ~ Ceramic tiles

Sanitary Ware & Toilet Accessories

Premium Sanitary ware of Kohler (Higher grade) or Grohe | Shower glass

Partition in bathrooms | Granite countertop basin

Fittings of Kohler (Higher grade) or Grohe or similar make

Telephone Wiring

Central distribution console networked with all apartments

Exterior

Weather-proof exterior finish of the highest quality

Lift facia

Granite/Marble/Vitrified tiles/Veneer/Laminate finish

Lift Lobby

Granite/Marble/Vitrified tiles

SITE PLAN



blù
AT SIDDHA SKY

FLOOR PLAN (BALCONY TYPE A) ~ 1 th, 4th, 7th, 10th, 13th, 16th, 19th, 22nd, 25th , 28th



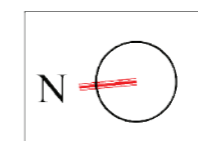
| Floor Plan Balcony Type A | | | |
|---------------------------|-----------|------------------|---------------|
| Type of Flat | Total BUA | Total CA (sq ft) | TOTAL BALCONY |
| 3BHK+3T+S | 1851 | 1546 | 104 |
| 4BHK+5T | 2748 | 2298 | 200 |
| 4BHK+5T+S | 2777 | 2291 | 221 |



FLOOR PLAN (BALCONY TYPE B) ~ 2nd , 5th, 8th ,11th, 14th , 17th, 20th, 23rd, 26th, 29th



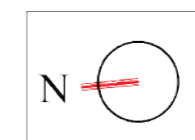
| Floor Plan Balcony Type B | | | |
|---------------------------|-----------|------------------|---------------|
| Type of Flat | Total BUA | Total CA (sq ft) | TOTAL BALCONY |
| 3BHK+3T+S | 1846 | 1546 | 102 |
| 4BHK+5T | 2756 | 2298 | 207 |
| 4BHK+5T+S | 2774 | 2291 | 217 |



FLOOR PLAN (BALCONY TYPE C) ~ 3rd, 6th, 9th, 12th, 15th, 18th, 21st, 24th, 27th, 30th



| Floor Plan Balcony Type C | | | |
|---------------------------|-----------|------------------|---------------|
| Type of Flat | Total BUA | Total CA (sq ft) | TOTAL BALCONY |
| 3BHK+3T+S | 1841 | 1546 | 99 |
| 4BHK+5T | 2736 | 2298 | 190 |
| 4BHK+5T+S | 2793 | 2291 | 237 |



UNIT PLAN ~ FLAT 1
3BHK + STUDY + 3T
FACING ~ EAST, GARDEN AND WATERBODY



UNIT PLAN ~ FLAT 2

4BHK + 5T

FACING ~ SOUTH, EAST, GARDEN AND WATERBODY



UNIT PLAN ~ FLAT 3
 4BHK + STUDY + 5T
 FACING ~ SOUTH & EAST



SIDDHA'S ONGOING PROJECTS IN KOLKATA



Siddha Serena Apartments, New Town



Siddha Serena Bungalows, New Town



Siddha Suburbia A apartments
Southern Bypass



Siddha Suburbia Bungalows,Southern Bypass



Siddha Sky Phase I, Off EM Bypass



Siddha Galaxia, New Town



Siddha Happyville,Rajarhat Chowmatha



Siddha Esplanade, Chowringhee

SIDDHA'S ONGOING PROJECTS IN MUMBAI & JAIPUR



Siddha Seabrook, Kandivali(W), Link Road Mumbai
(Handover started)



Siddha Sky, Beside GTB Monorail Station, Wadala
Mumbai



Siddha Happyville, Before Toll Plaza, Ajmer Road Jaipur



Siddha Jewels II, Nathmaljee ka Katla, Agra Road Jaipur

SIDDHA'S UPCOMING PROJECTS IN MUMBAI



Siddha Navi Mumbai, Mumbai



Siddha Malad, Mumbai

SIDDHA

37 years legacy.

Cradling to residential, commercial, clubs and others.

48 projects.

Delivered over 1 crore sq ft.

Ongoing projects in Kolkata, Mumbai & Jaipur spanning 70 lakh sq ft.

40 lakh sq ft upcoming.

Pioneered Rooftop Skywalks in India.

Won 26+ prestigious awards.

ARCHITECT



Abhay Bhonsale, is an accomplished architect and Urban designer. He is one of the founding Partners of Ingrain, a leading Comprehensive Architectural consulting firm based out of Mumbai. The firm has delivered cutting edge designs through their major projects across, contexts, locations and scales.

Abhay is known for his iconic designs, skillful command in the master planning ideas, as well has a keen eye for detail. The siddha Serena is a product of his passion, commitment and aspiration towards creating one of the most unique, green housing projects of Kolkata.



Abhay Bhonsale

LANDSCAPE ARCHITECT



LAYERS Design Studio is a boutique design firm with experience of over 14 years offering specialized professional services in Landscape Architecture and Environmental Planning.

It is a team of young and energetic group of professionals headed by partners Ar.Dwaipayan Bhattacharya and Ar.Joyita Das, exercising their core area of knowledge individually as well as collaboratively and are working nationwide for varied range of projects like, Institutional campus, residential complex individual boutique villa, commercial projects and urban spaces



Dwaipayan Bhattacharya

blú

is limitless

