



SILVER
Galaxy
MOSHI





We Make it Happen !

One of the leading Developer renowned for its Leadership and Excellence in East Pune. We have created exceptional living and working spaces that has enriched the lives of individuals and communities. Through innovative design, superior construction, and a commitment to sustain ability, we aim to exceed the expectations of our clients and deliver projects of enduring quality. We strive to be a trusted partner in the real estate industry, driven by integrity, professionalism, and a passion for creating environments that inspire and enhance the human experience.

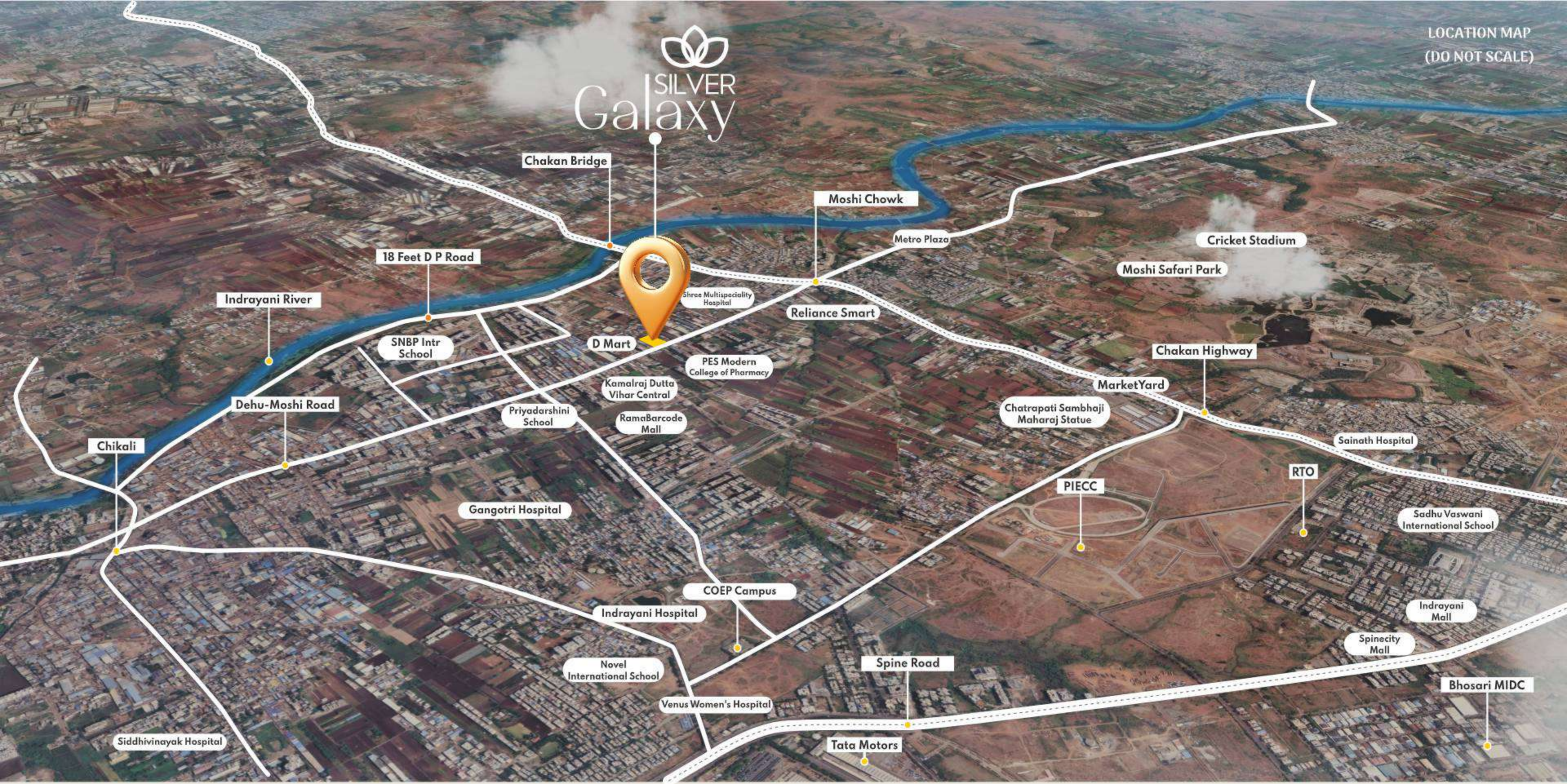
SILVER CREATIONS



SILVER GARDENIA -Moshi, Pune. (Residential Project)



SILVER CENTRAL - Chikhali, Pune. (Commercial Project)



SCHOOLS

| | |
|----------------------------------|---------|
| SNBP SCHOOL | 3 Mins |
| PHOENIX PRE SCHOOL | 5 Mins |
| CITY PRIDE SCHOOL | 5 Mins |
| SRI SRI RAVISHANKAR VIDYA MANDIR | 5 Mins |
| PRIYADARSHANI HIGH SCHOOL | 5 Mins |
| KIDZEE SCHOOL | 10 Mins |
| GLOBAL TALENT SCHOOL | 10 Mins |
| COEP CAMPUS | 10 Mins |

HOSPITALS

| | |
|--------------------------------|---------|
| MOSHI HOSPITAL | 2 Mins |
| STAR SPECIALITY HOSPITAL | 4 Mins |
| MASKE HOSPITAL | 5 Mins |
| SAINATH HOSPITAL | 10 Mins |
| LOTUS MULTISPECIALITY HOSPITAL | 10 Mins |
| DNYANSAGAR MULTISPECIALITY | 10 Mins |
| ACCORD SDH HOSPITAL | 10 Mins |
| ASTHA HOSPITAL | 10 Mins |
| SANT DHYANESHWAR HOSPITAL | 10 Mins |
| LOKMANYA HOSPITAL | 15 Mins |

SHOPPING

| | |
|---------------------|---------|
| D- MART | 2 Mins |
| RELIANCE MALL | 2 Mins |
| SILVER CENTRAL MALL | 5 Mins |
| PRIVIA MALL | 10 Mins |
| JAI GANESH SAMRAJYA | 10 Mins |
| SPINE CITY MALL | 10 Mins |
| CITY ONE MALL | 15 Mins |

BANKS

| | |
|----------------------|---------|
| AXIS BANK | 4 Mins |
| ICICI BANK | 10 Mins |
| BANK OF INDIA | 10 Mins |
| SBI BANK | 10 Mins |
| HDFC BANK | 10 Mins |
| JANATA SAHAKARI BANK | 10 Mins |

PLACES

| | |
|------------------|---------|
| MOSHI | 5 Mins |
| PRADHIKARAN | 5 Mins |
| KUDALWADI | 5 Mins |
| CHIKHALI | 5 Mins |
| TATA MOTORS | 10 Mins |
| BHOSARI | 10 Mins |
| ALANDI | 15 Mins |
| PCMC | 15 Mins |
| CHAKAN MIDC | 15 Mins |
| TALAWADE IT PARK | 15 Mins |
| CIVIL COURT | 15 Mins |
| DEHU | 20 Mins |



Elevate Your Living Experience



Galaxy

SILVER BUSINESS CENTER

SILVER BUSINESS CENTER





Artists Impression

N
MASTER LAYOUT

OPEN SPACE I

- 1. AMPHITHEATRE
- 2. STAGE
- 3. SENIOR CITIZEN SIT OUT
- 4. CLIMBING WALL
- 5. KIDS PLAY AREA
- 6. MULTIPURPOSE COURT

OPEN SPACE II

- 1. PERGOLA ENTRANCE
- 2. STAGE
- 3. FLAG HOISTING POST
- 4. PARTY COUNTER
- 5. PARTY LAWN
- 6. WATERBODY
- 7. FOUNTAIN SCULPTURE
- 8. PAVILION SEATING
- 9. PAVILION DECK

- 10. PARTY DECK
- 11. MOCKTAIL COUNTER
- 12. COOKING AREA
- 13. OUT DOOR MULTIPURPOSE PARTY AREA
- 14. TODDLER PLAY AREA
- 15. SKATING RINK
- 16. INDOOR GAMES
- 17. CRECHE
- 18. CHANGING ROOM
- 19. POOL DECK

- 20. INFINITY SWIMMING POOL
- 21. ISLAND SEATING DECK
- 22. KIDS POOL
- 23. POOL SIDE PARTY AREA
- 24. WATER CASCADE
- 25. CO-WORKING SPACE
- 26. OPEN SPACE FOR YOGA & MEDITATION
- 27. GAZEBO
- 28. REFLEXOLOGY PATH
- 29. MULTIPURPOSE HALL
- 30. INDOOR GYM
- 31. GUEST ROOMS IN AMENITY AREA





SILVER
BUSINESS
CENTER

RUNNING
SPORT

SILVER
BUSINESS
CENTER

DIZZ

CAMIE

BROZ

ROCK

LUXOR

YV

LUXOR

SAL

SPG

50%



Galaxy

SILVER BUSINESS CENTER

SILVER BUSINESS CENTER

BIZZI CAFE BAKE



JAP KEAY DRIVE TELY AXZU PORCH BIDOYO ULTOVO KEYOR XAKKI XOMAXO GROMIO YETLO JELRO ROLOZY CIMZA NOMAYO WSHRI FOMALO IRONE



DIZZZ

CAMIE

BDAZ

SHACK

LUX

LUXOR

DKNY

ZARA

SARA

XEN

CROCS

% OFF

MID SEASON SALE

SALE 50%

SALE 50%



SILVER
BUSINESS
CENTER

GAMIE

SHACK

YYW

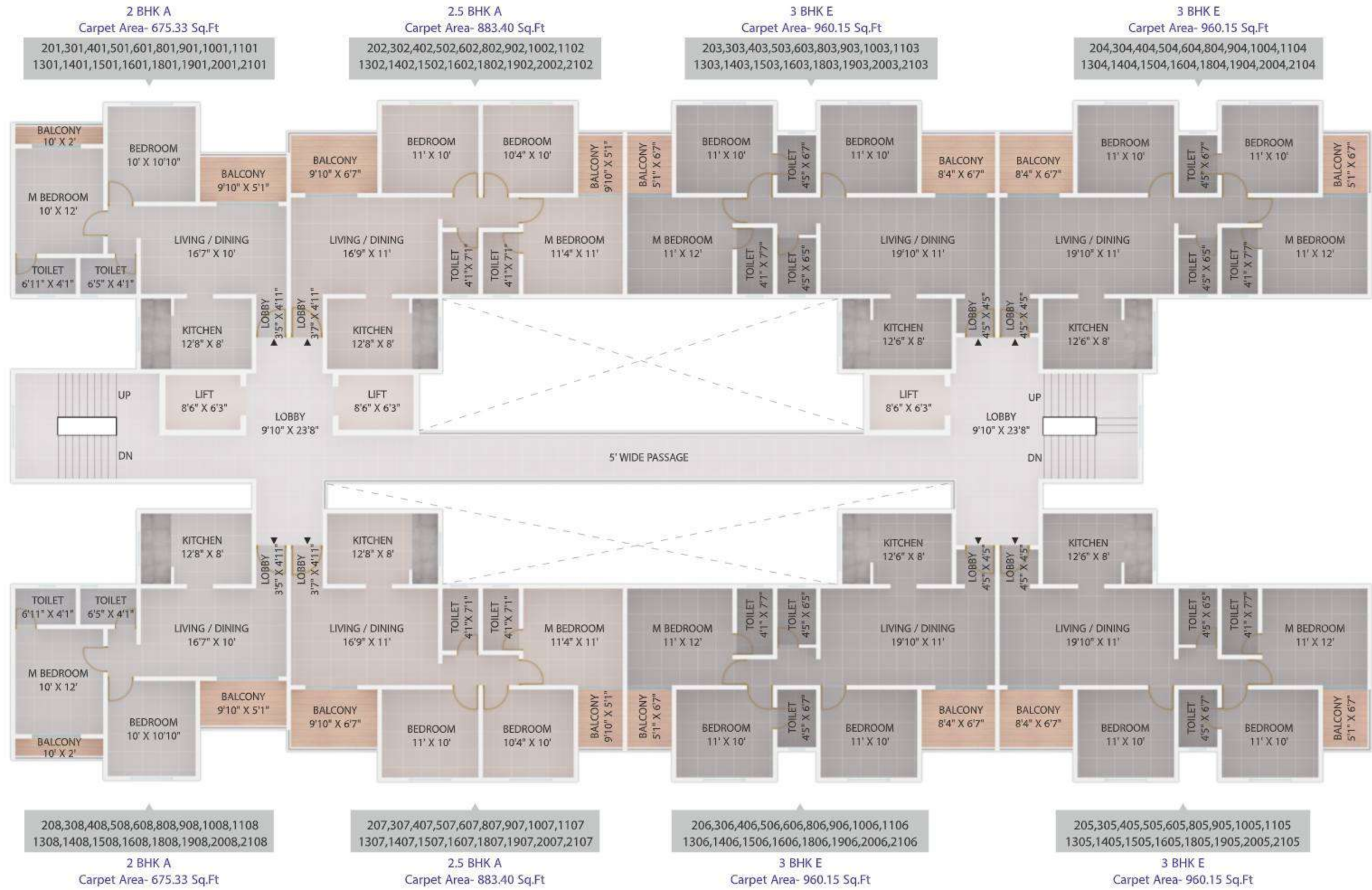
LUXOR

ZARA

XEN

Premium 2 & 3 Bedroom Abodes

TOWER B TYPICAL FLOOR PLAN



208,308,408,508,608,808,908,1008,1108
1308,1408,1508,1608,1808,1908,2008,2108

2 BHK A
Carpet Area- 675.33 Sq.Ft

207,307,407,507,607,807,907,1007,1107
1307,1407,1507,1607,1807,1907,2007,2107

2.5 BHK A
Carpet Area- 883.40 Sq.Ft

206,306,406,506,606,806,906,1006,1106
1306,1406,1506,1606,1806,1906,2006,2106

3 BHK E
Carpet Area- 960.15 Sq.Ft

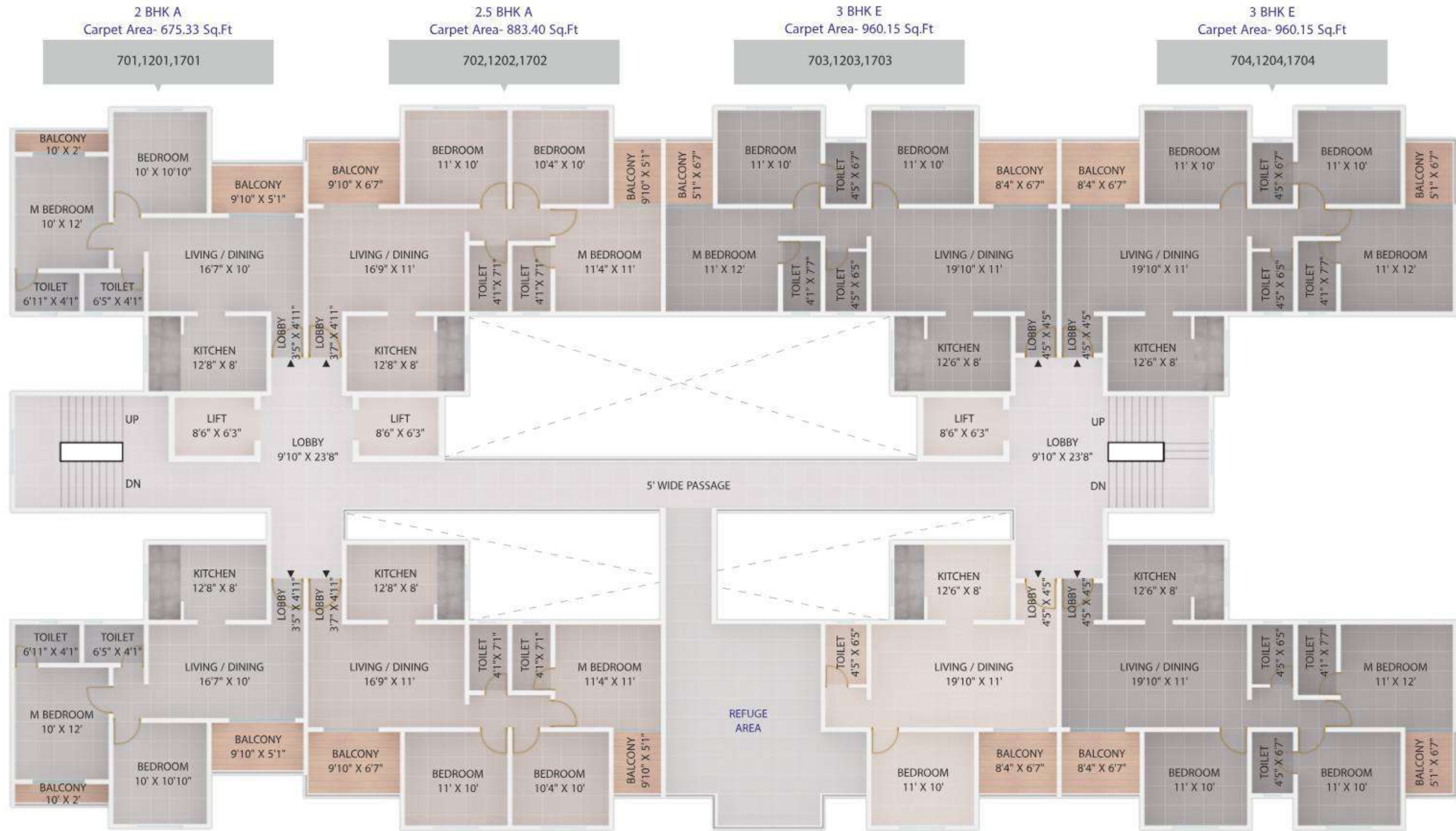
205,305,405,505,605,805,905,1005,1105
1305,1405,1505,1605,1805,1905,2005,2105

3 BHK E
Carpet Area- 960.15 Sq.Ft

| FLAT NO | FLAT TYPE | CARPET AREA (SQ.MT) | ENCLOSED BALCONY (SQ.MT) | BALCONIES & VERANDHA (SQ.MT) | TOTAL AREA (SQ.MT) | TOTAL AREA (SQ.FT) |
|--|-----------|---------------------|--------------------------|------------------------------|--------------------|--------------------|
| 201,301,401,501,601,801,901,1001,1101 1301,1401,1501,1601,1801,1901,2001,2101 | 2 BHK A | 49.42 | 8.67 | 4.65 | 62.74 | 675.33 |
| 202,302,402,502,602,802,902,1002,1102 1302,1402,1502,1602,1802,1902,2002,2102 | 2.5 BHK A | 64.72 | 8.25 | 9.1 | 82.07 | 883.40 |
| 203,303,403,503,603,803,903,1003,1103 1303,1403,1503,1603,1803,1903,2003,2103 | 3 BHK E | 72.53 | 8.47 | 8.2 | 89.2 | 960.15 |
| 204,304,404,504,604,804,904,1004,1104 1304,1404,1504,1604,1804,1904,2004,2104 | 3 BHK E | 72.53 | 8.47 | 8.2 | 89.2 | 960.15 |

| FLAT NO | FLAT TYPE | CARPET AREA (SQ.MT) | ENCLOSED BALCONY (SQ.MT) | BALCONIES & VERANDHA (SQ.MT) | TOTAL AREA (SQ.MT) | TOTAL AREA (SQ.FT) |
|--|-----------|---------------------|--------------------------|------------------------------|--------------------|--------------------|
| 205,305,405,505,605,805,905,1005,1105 1405,1505,1605,1805,1905,2005,2105 | 3 BHK E | 72.53 | 8.47 | 8.2 | 89.2 | 960.15 |
| 206,306,406,506,606,806,906,1006,1106 1306,1406,1506,1606,1806,1906,2006,2106 | 3 BHK E | 72.53 | 8.47 | 8.2 | 89.2 | 960.15 |
| 207,307,407,507,607,807,907,1007,1107 1307,1407,1507,1607,1807,1907,2007,2107 | 2.5 BHK A | 64.72 | 8.25 | 9.1 | 82.07 | 883.40 |
| 208,308,408,508,608,808,908,1008,1108 1308,1408,1508,1608,1808,1908,2008,2108 | 2 BHK A | 49.42 | 8.67 | 4.65 | 62.74 | 675.33 |

TOWER B REFUGE FLOOR PLAN



| FLAT NO | FLAT TYPE | CARPET AREA (SQ.MT) | ENCLOSED BALCONY (SQ.MT) | BALCONIES & VERANDHA (SQ.MT) | TOTAL AREA (SQ.MT) | TOTAL AREA (SQ.FT) |
|---------------|-----------|---------------------|--------------------------|------------------------------|--------------------|--------------------|
| 701,1201,1701 | 2 BHK A | 49.42 | 8.67 | 4.65 | 62.74 | 675.33 |
| 702,1202,1702 | 2.5 BHK A | 64.72 | 8.25 | 9.1 | 82.07 | 883.40 |
| 703,1203,1703 | 3 BHK E | 72.53 | 8.47 | 8.2 | 89.2 | 960.15 |
| 704,1204,1704 | 3 BHK E | 72.53 | 8.47 | 8.2 | 89.2 | 960.15 |

| FLAT NO | FLAT TYPE | CARPET AREA (SQ.MT) | ENCLOSED BALCONY (SQ.MT) | BALCONIES & VERANDHA (SQ.MT) | TOTAL AREA (SQ.MT) | TOTAL AREA (SQ.FT) |
|---------------|-----------|---------------------|--------------------------|------------------------------|--------------------|--------------------|
| 705,1205,1705 | 3 BHK E | 72.53 | 8.47 | 8.2 | 89.2 | 960.15 |
| 706,1206,1706 | 1 BHK A | 43.34 | 5.42 | 5.1 | 53.86 | 579.75 |
| 707,1207,1707 | 2.5 BHK A | 64.72 | 8.25 | 9.1 | 82.07 | 883.40 |
| 708,1208,1708 | 2 BHK A | 49.42 | 8.67 | 4.65 | 62.74 | 675.33 |

TOWER C TYPICAL FLOOR PLAN



| FLAT NO | FLAT TYPE | CARPET AREA (SQ.MT) | ENCLOSED BALCONY (SQ.MT) | BALCONIES & VERANDHA (SQ.MT) | TOTAL AREA (SQ.MT) | TOTAL AREA (SQ.FT) |
|--|-----------|---------------------|--------------------------|------------------------------|--------------------|--------------------|
| 201,301,401,501,601,801,901,1001,1101 1301,1401,1501,1601,1801,1901,2001,2101 | 3 BHK E | 72.53 | 8.47 | 8.2 | 89.2 | 960.15 |
| 202,302,402,502,602,802,902,1002,1102 1302,1402,1502,1602,1802,1902,2002,2102 | 2.5 BHK A | 64.72 | 8.25 | 9.1 | 82.07 | 883.40 |
| 203,303,403,503,603,803,903,1003,1103 1303,1403,1503,1603,1803,1903,2003,2103 | 2 BHK A | 49.42 | 8.67 | 4.65 | 62.74 | 675.33 |
| 204,304,404,504,604,804,904,1004,1104 1304,1404,1504,1604,1804,1904,2004,2104 | 2 BHK B | 52.27 | 5.62 | 4.65 | 62.54 | 673.18 |
| 205,305,405,505,605,805,905,1005,1105 1405,1505,1605,1805,1905,2005,2105 | 3 BHK G | 67.37 | 5.62 | 7.59 | 80.58 | 867.36 |

| FLAT NO | FLAT TYPE | CARPET AREA (SQ.MT) | ENCLOSED BALCONY (SQ.MT) | BALCONIES & VERANDHA (SQ.MT) | TOTAL AREA (SQ.MT) | TOTAL AREA (SQ.FT) |
|--|-----------|---------------------|--------------------------|------------------------------|--------------------|--------------------|
| 206,306,406,506,606,806,906,1006,1106 1306,1406,1506,1606,1806,1906,2006,2106 | 3 BHK F | 65.87 | 5.62 | 7.59 | 79.08 | 851.22 |
| 207,307,407,507,607,807,907,1007,1107 1307,1407,1507,1607,1807,1907,2007,2107 | 2 BHK A | 49.42 | 8.67 | 4.65 | 62.74 | 675.33 |
| 208,308,408,508,608,808,908,1008,1108 1308,1408,1508,1608,1808,1908,2008,2108 | 2 BHK A | 49.42 | 8.67 | 4.65 | 62.74 | 675.33 |
| 209,309,409,509,609,809,909,1009,1109 1309,1409,1509,1609,1809,1909,2009,2109 | 2.5 BHK A | 64.72 | 8.25 | 9.1 | 82.07 | 883.40 |
| 210,310,410,510,610,810,910,1010,1110 1310,1410,1510,1610,1810,1910,2010,2110 | 3 BHK E | 72.53 | 8.47 | 8.2 | 89.2 | 960.15 |

TOWER C REFUGE FLOOR PLAN



| FLAT NO | FLAT TYPE | CARPET AREA (SQ.MT) | ENCLOSED BALCONY (SQ.MT) | BALCONIES & VERANDHA (SQ.MT) | TOTAL AREA (SQ.MT) | TOTAL AREA (SQ.FT) |
|---------------|-----------|---------------------|--------------------------|------------------------------|--------------------|--------------------|
| 701,1201,1701 | 3 BHK E | 72.53 | 8.47 | 8.2 | 89.2 | 960.15 |
| 702,1202,1702 | 2.5 BHK A | 64.72 | 8.25 | 9.1 | 82.07 | 883.40 |
| 703,1203,1703 | 2 BHK A | 49.42 | 8.67 | 4.65 | 62.74 | 675.33 |
| 704,1204,1704 | 2 BHK B | 52.27 | 5.62 | 4.65 | 62.54 | 673.18 |
| 705,1205,1705 | 3 BHK G | 67.37 | 5.62 | 7.59 | 80.58 | 867.36 |

| FLAT NO | FLAT TYPE | CARPET AREA (SQ.MT) | ENCLOSED BALCONY (SQ.MT) | BALCONIES & VERANDHA (SQ.MT) | TOTAL AREA (SQ.MT) | TOTAL AREA (SQ.FT) |
|---------------|-----------|---------------------|--------------------------|------------------------------|--------------------|--------------------|
| 706,1206,1706 | 2 BHK C | 52.45 | 5.62 | 4.65 | 62.72 | 675.12 |
| 707,1207,1707 | 1 BHK B | 37.51 | 5.62 | 4.65 | 47.78 | 514.30 |
| 708,1208,1708 | 2 BHK A | 49.42 | 8.67 | 4.65 | 62.74 | 675.33 |
| 709,1209,1709 | 2.5 BHK A | 64.72 | 8.25 | 9.1 | 82.07 | 883.40 |
| 710,1210,1710 | 3 BHK E | 72.53 | 8.47 | 8.2 | 89.2 | 960.15 |

TYPE A

2 BHK

FURNITURE LAYOUT



LEGENDS

- A- LOBBY
- B- LIVING
- C- BALCONY
- D- DINNING
- E- KITCHEN
- F- BEDROOM
- G- TOILET
- H- M BEDROOM
- I- DRY BALCONY

CARPET AREA- 675.33 SQ.FT

TYPE A

2 BHK

DIMENSION PLAN



CARPET AREA- 675.33 SQ.FT

TYPE B

2 BHK

FURNITURE LAYOUT



LEGENDS

- A- LOBBY
- B- LIVING
- C- BALCONY
- D- DINNING
- E- KITCHEN
- F- BEDROOM
- G- TOILET
- H- M BEDROOM
- I- DRY BALCONY

CARPET AREA- 673.18 SQ.FT

TYPE B

2 BHK

DIMENSION PLAN



CARPET AREA- 673.18 SQ.FT

TYPE A

2.5 BHK

FURNITURE LAYOUT



LEGENDS

- A- LOBBY
- B- LIVING
- C- BALCONY
- D- DINNING
- E- KITCHEN
- F- BEDROOM
- G- TOILET
- H- M BEDROOM
- I- DRY BALCONY

CARPET AREA- 883.40 SQ.FT

TYPE A

2.5 BHK

DIMENSION PLAN



CARPET AREA- 883.40 SQ.FT

TYPE E

3 BHK

FURNITURE LAYOUT



LEGENDS

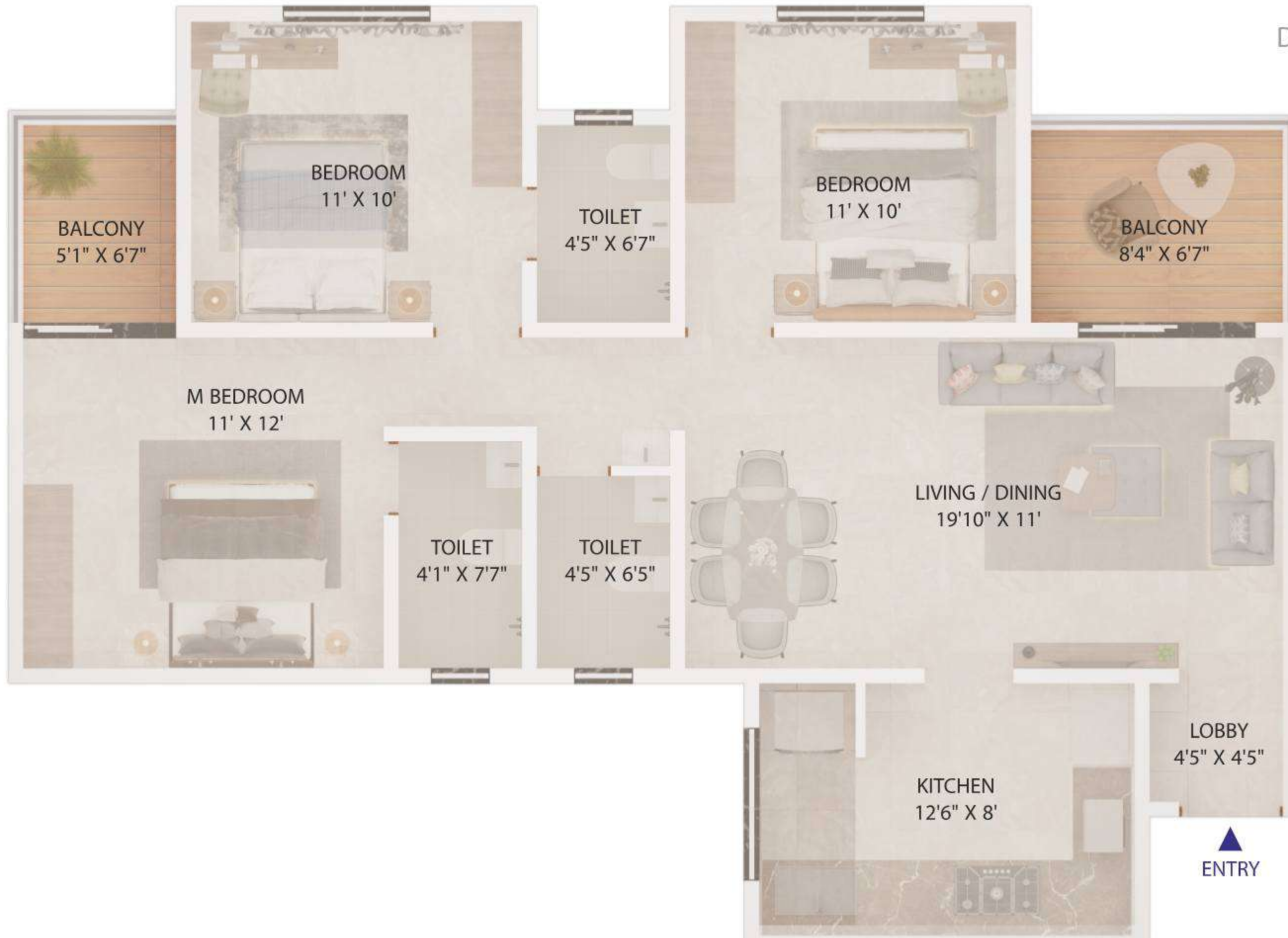
- A- LOBBY
- B- LIVING
- C- BALCONY
- D- DINNING
- E- KITCHEN
- F- BEDROOM
- G- TOILET
- H- M BEDROOM
- I- DRY BALCONY

CARPET AREA- 960.15 SQ.FT

TYPE C

3 BHK

DIMENSION PLAN



CARPET AREA- 960.15 SQ.FT

TYPE F

3 BHK

FURNITURE LAYOUT



LEGENDS

- A- LOBBY
- B- LIVING
- C- BALCONY
- D- DINNING
- E- KITCHEN
- F- BEDROOM
- G- TOILET
- H- M BEDROOM
- I- DRY BALCONY

CARPET AREA- 851.22 SQ.FT

TYPE F

3 BHK

DIMENSION PLAN



CARPET AREA- 851.22 SQ.FT

TYPE G

3 BHK

FURNITURE LAYOUT



LEGENDS

- A- LOBBY
- B- LIVING
- C- BALCONY
- D- DINNING
- E- KITCHEN
- F- BEDROOM
- G- TOILET
- H- M BEDROOM
- I- DRY BALCONY

CARPET AREA- 867.36 SQ.FT

TYPE G

3 BHK

DIMENSION PLAN



CARPET AREA- 867.36 SQ.FT

SPECIFICATIONS & AMENITIES

Where Spacious Luxury Meets Modern Living



DOORS & FRAMES
Both side laminated flush door with latch.
All door frames with laminated plywood.

PAINTS
Internal walls - Acrylic Emulsion paint.
External walls - Acrylic paint.

WATER PROOFING
Approved water proofing system.

WINDOWS
Aluminium windows.



Video door phone.
Provision for water Purifier.
AC Point Provision in Children & M bedroom.

RCC STRUCTURE
Confirming to IS Code.


BLOCK WORK
AAC Block work / Mix an technology

PLASTER
Gypsum plaster to internal walls.

FLOORING
Glazed vitrified tiles flooring.
Vitrified tile dado for Kitchen and toilets.



Piped gas connection provision.
Provision for Exhaust fan.
Solar water for Mator bathroom.
EV charging Common Points Provision.



Kitchen Platform
SS kitchen sink with granite counter.

Railing
SS Railing with Glass Panels.

Plumbing
Concealed plumbing with CPVC/UPVC Material.

Fire Fighting System



Sanitary Fitting
Branded Sanitary Fitting.

Electrical work
Concealed fire resistant wire with branded switches.

Well designed Entrance lobby and Floor lobby.



STP
Rain Water Harvesting.
Garbage chute for all buildings.
Access Control for Building Entrance Lobby.
CCTV Cameras in Common Areas.

INFINITY SWIMMING POOL



WATER BODY WITH
FOUNTAIN SCULPTURE



PARTY LAWN



PAVILION DECK WITH SEATING



MOCKTAIL COUNTER
WITH PARTY DECK



CO-WORKING AREA



GYMNASIUM

GOOD THINGS
COMES TO
THOSE
WHO SWEAT



GAZEBO & OPEN AIR YOGA



TODDLERS PLAY AREA
& SKATING RINK



INDOOR GAMES & CRECHE



CHILDREN PLAY AREA



MULTIPURPOSE COURT
& AMPHITHEATRE



MULTIPURPOSE HALL





SILVER
GROUP