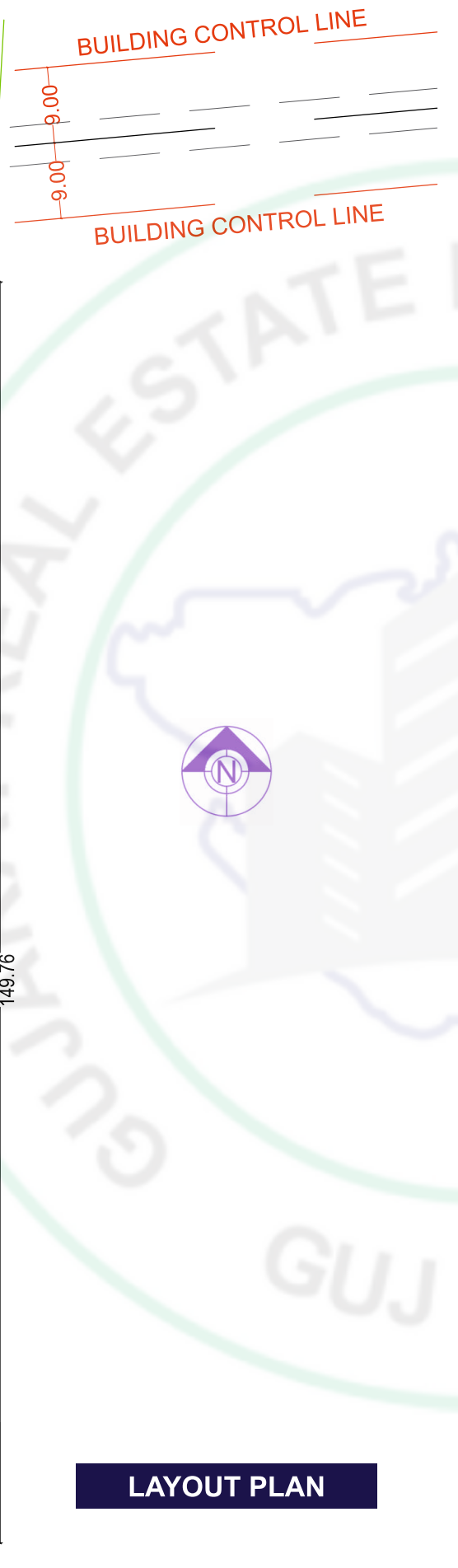
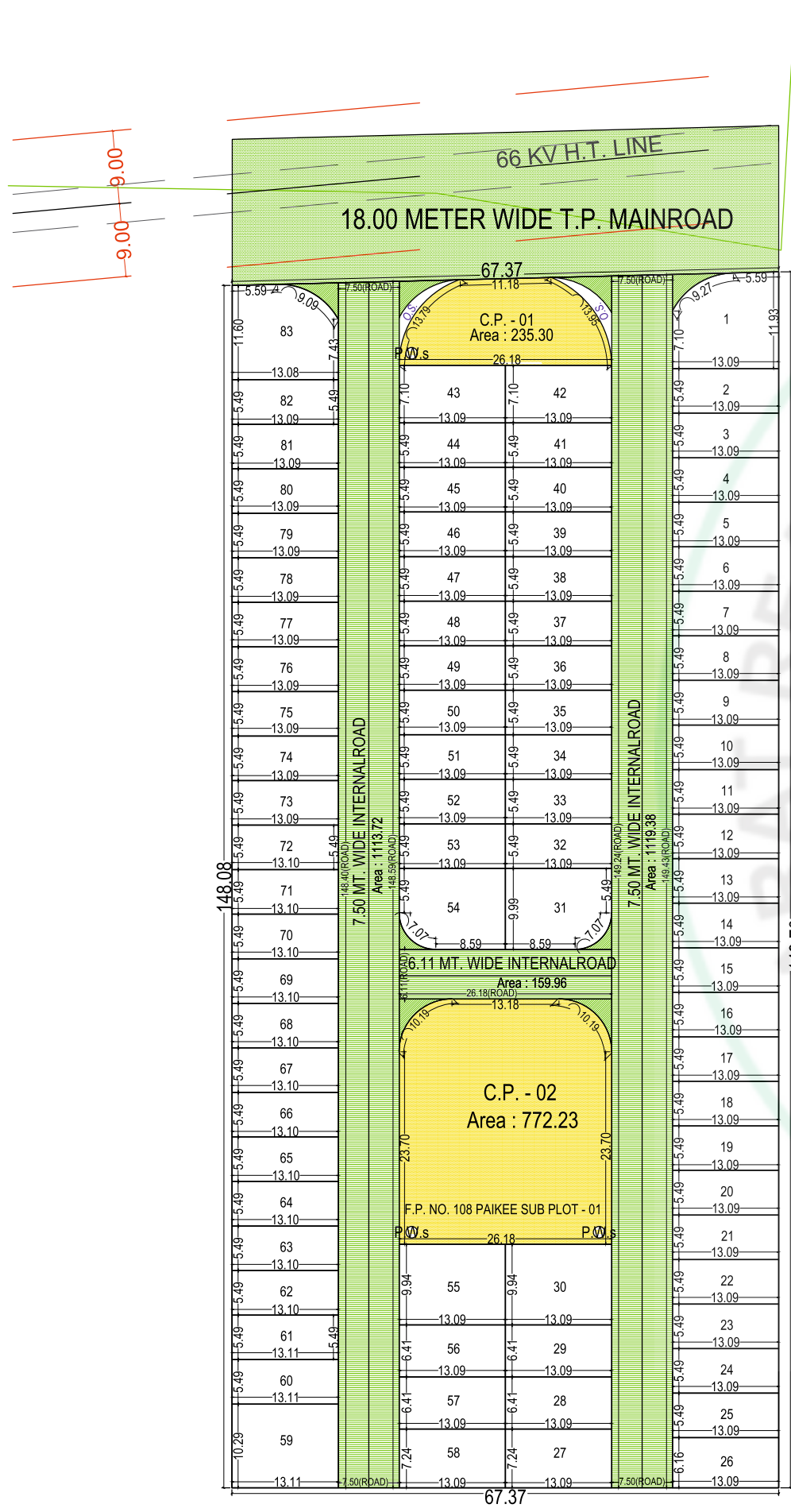




PAVITRAM
BUNGLOWS





LAYOUT PLAN

Individual Plot Area

| Plot No. | Abutting Road | Plot Area | | |
|----------|--------------------------------|-----------|------|--------|
| | | Reqd | Perm | Prop |
| 1 | 18.00 METER WIDE T.P. MAINROAD | - | - | 144.36 |
| 2 | 7.50 MT. WIDE INTERNALROAD | - | - | 71.81 |
| 3 | 7.50 MT. WIDE INTERNALROAD | - | - | 71.81 |
| 4 | 7.50 MT. WIDE INTERNALROAD | - | - | 71.81 |
| 5 | 7.50 MT. WIDE INTERNALROAD | - | - | 71.81 |
| 6 | 7.50 MT. WIDE INTERNALROAD | - | - | 71.81 |
| 7 | 7.50 MT. WIDE INTERNALROAD | - | - | 71.81 |
| 8 | 7.50 MT. WIDE INTERNALROAD | - | - | 71.81 |
| 9 | 7.50 MT. WIDE INTERNALROAD | - | - | 71.81 |
| 10 | 7.50 MT. WIDE INTERNALROAD | - | - | 71.81 |
| 11 | 7.50 MT. WIDE INTERNALROAD | - | - | 71.81 |
| 12 | 7.50 MT. WIDE INTERNALROAD | - | - | 71.81 |
| 13 | 7.50 MT. WIDE INTERNALROAD | - | - | 71.81 |
| 14 | 7.50 MT. WIDE INTERNALROAD | - | - | 71.81 |
| 15 | 7.50 MT. WIDE INTERNALROAD | - | - | 71.81 |
| 16 | 7.50 MT. WIDE INTERNALROAD | - | - | 71.81 |
| 17 | 7.50 MT. WIDE INTERNALROAD | - | - | 71.81 |
| 18 | 7.50 MT. WIDE INTERNALROAD | - | - | 71.81 |
| 19 | 7.50 MT. WIDE INTERNALROAD | - | - | 71.81 |
| 20 | 7.50 MT. WIDE INTERNALROAD | - | - | 71.81 |
| 21 | 7.50 MT. WIDE INTERNALROAD | - | - | 71.81 |
| 22 | 7.50 MT. WIDE INTERNALROAD | - | - | 71.81 |
| 23 | 7.50 MT. WIDE INTERNALROAD | - | - | 71.81 |
| 24 | 7.50 MT. WIDE INTERNALROAD | - | - | 71.81 |
| 25 | 7.50 MT. WIDE INTERNALROAD | - | - | 71.81 |
| 26 | 7.50 MT. WIDE INTERNALROAD | - | - | 80.70 |
| 27 | 7.50 MT. WIDE INTERNALROAD | - | - | 94.72 |
| 28 | 7.50 MT. WIDE INTERNALROAD | - | - | 83.86 |
| 29 | 7.50 MT. WIDE INTERNALROAD | - | - | 83.86 |
| 30 | 7.50 MT. WIDE INTERNALROAD | - | - | 130.12 |
| 31 | 7.50 MT. WIDE INTERNALROAD | - | - | 126.37 |
| 32 | 7.50 MT. WIDE INTERNALROAD | - | - | 71.81 |
| 33 | 7.50 MT. WIDE INTERNALROAD | - | - | 71.81 |
| 34 | 7.50 MT. WIDE INTERNALROAD | - | - | 71.81 |
| 35 | 7.50 MT. WIDE INTERNALROAD | - | - | 71.81 |
| 36 | 7.50 MT. WIDE INTERNALROAD | - | - | 71.81 |
| 37 | 7.50 MT. WIDE INTERNALROAD | - | - | 71.81 |
| 38 | 7.50 MT. WIDE INTERNALROAD | - | - | 71.81 |
| 39 | 7.50 MT. WIDE INTERNALROAD | - | - | 71.81 |
| 40 | 7.50 MT. WIDE INTERNALROAD | - | - | 71.81 |
| 41 | 7.50 MT. WIDE INTERNALROAD | - | - | 71.81 |
| 42 | 7.50 MT. WIDE INTERNALROAD | - | - | 92.95 |
| 43 | 7.50 MT. WIDE INTERNALROAD | - | - | 92.95 |
| 44 | 7.50 MT. WIDE INTERNALROAD | - | - | 71.81 |
| 45 | 7.50 MT. WIDE INTERNALROAD | - | - | 71.81 |
| 46 | 7.50 MT. WIDE INTERNALROAD | - | - | 71.81 |
| 47 | 7.50 MT. WIDE INTERNALROAD | - | - | 71.81 |
| 48 | 7.50 MT. WIDE INTERNALROAD | - | - | 71.81 |
| 49 | 7.50 MT. WIDE INTERNALROAD | - | - | 71.81 |
| 50 | 7.50 MT. WIDE INTERNALROAD | - | - | 71.81 |
| 51 | 7.50 MT. WIDE INTERNALROAD | - | - | 71.81 |
| 52 | 7.50 MT. WIDE INTERNALROAD | - | - | 71.81 |
| 53 | 7.50 MT. WIDE INTERNALROAD | - | - | 71.81 |
| 54 | 7.50 MT. WIDE INTERNALROAD | - | - | 126.37 |
| 55 | 7.50 MT. WIDE INTERNALROAD | - | - | 130.12 |
| 56 | 7.50 MT. WIDE INTERNALROAD | - | - | 83.86 |
| 57 | 7.50 MT. WIDE INTERNALROAD | - | - | 83.86 |
| 58 | 7.50 MT. WIDE INTERNALROAD | - | - | 94.72 |
| 59 | 7.50 MT. WIDE INTERNALROAD | - | - | 134.93 |
| 60 | 7.50 MT. WIDE INTERNALROAD | - | - | 71.90 |
| 61 | 7.50 MT. WIDE INTERNALROAD | - | - | 71.89 |
| 62 | 7.50 MT. WIDE INTERNALROAD | - | - | 71.89 |
| 63 | 7.50 MT. WIDE INTERNALROAD | - | - | 71.88 |
| 64 | 7.50 MT. WIDE INTERNALROAD | - | - | 71.88 |
| 65 | 7.50 MT. WIDE INTERNALROAD | - | - | 71.87 |
| 66 | 7.50 MT. WIDE INTERNALROAD | - | - | 71.87 |
| 67 | 7.50 MT. WIDE INTERNALROAD | - | - | 71.86 |
| 68 | 7.50 MT. WIDE INTERNALROAD | - | - | 71.86 |
| 69 | 7.50 MT. WIDE INTERNALROAD | - | - | 71.85 |
| 70 | 7.50 MT. WIDE INTERNALROAD | - | - | 71.85 |
| 71 | 7.50 MT. WIDE INTERNALROAD | - | - | 71.84 |
| 72 | 7.50 MT. WIDE INTERNALROAD | - | - | 71.84 |
| 73 | 7.50 MT. WIDE INTERNALROAD | - | - | 71.83 |
| 74 | 7.50 MT. WIDE INTERNALROAD | - | - | 71.83 |
| 75 | 7.50 MT. WIDE INTERNALROAD | - | - | 71.82 |
| 76 | 7.50 MT. WIDE INTERNALROAD | - | - | 71.82 |
| 77 | 7.50 MT. WIDE INTERNALROAD | - | - | 71.81 |
| 78 | 7.50 MT. WIDE INTERNALROAD | - | - | 71.81 |
| 79 | 7.50 MT. WIDE INTERNALROAD | - | - | 71.80 |
| 80 | 7.50 MT. WIDE INTERNALROAD | - | - | 71.80 |
| 81 | 7.50 MT. WIDE INTERNALROAD | - | - | 71.79 |
| 82 | 7.50 MT. WIDE INTERNALROAD | - | - | 71.79 |
| 83 | 18.00 METER WIDE T.P. MAINROAD | - | - | 144.14 |

AMENITIES



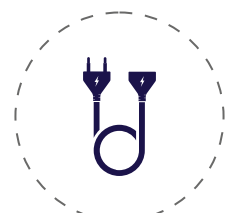
Beautiful Main Gate




Security Cabin



Drainage Line



Underground Cable



Compound Wall

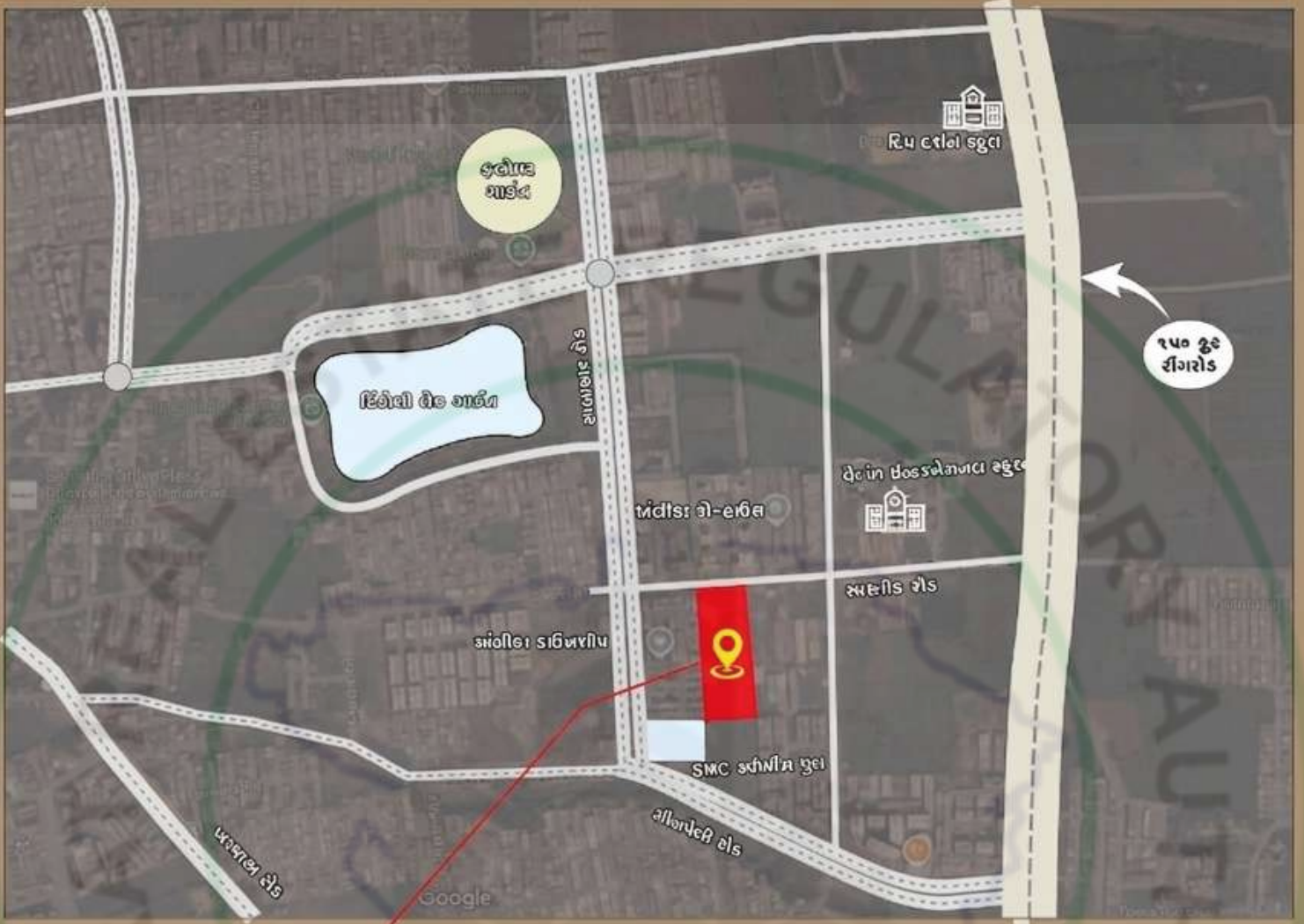


Street Light



RCC Road





ARCHITECT : DHIRAJKUMAR MEVADA
ENGINEER : VIKRAM DALAL



PAVITRAM

BUNGLOWS

DEVELOPERS
SAMARPAN
DEVELOPERS

Pavitram Bunglows,
Opp. Krishna Heritage, Nr. Ambika Township,
Green Vally Road, Dindoli, Surat, 394210

:: FOR INQUIRY ::
+91 98090 01111

