

PICTURE-PERFECT

LIVE A LIFE WHERE EVERY PICTURE TELLS

A Story

PICTURE PERFECT

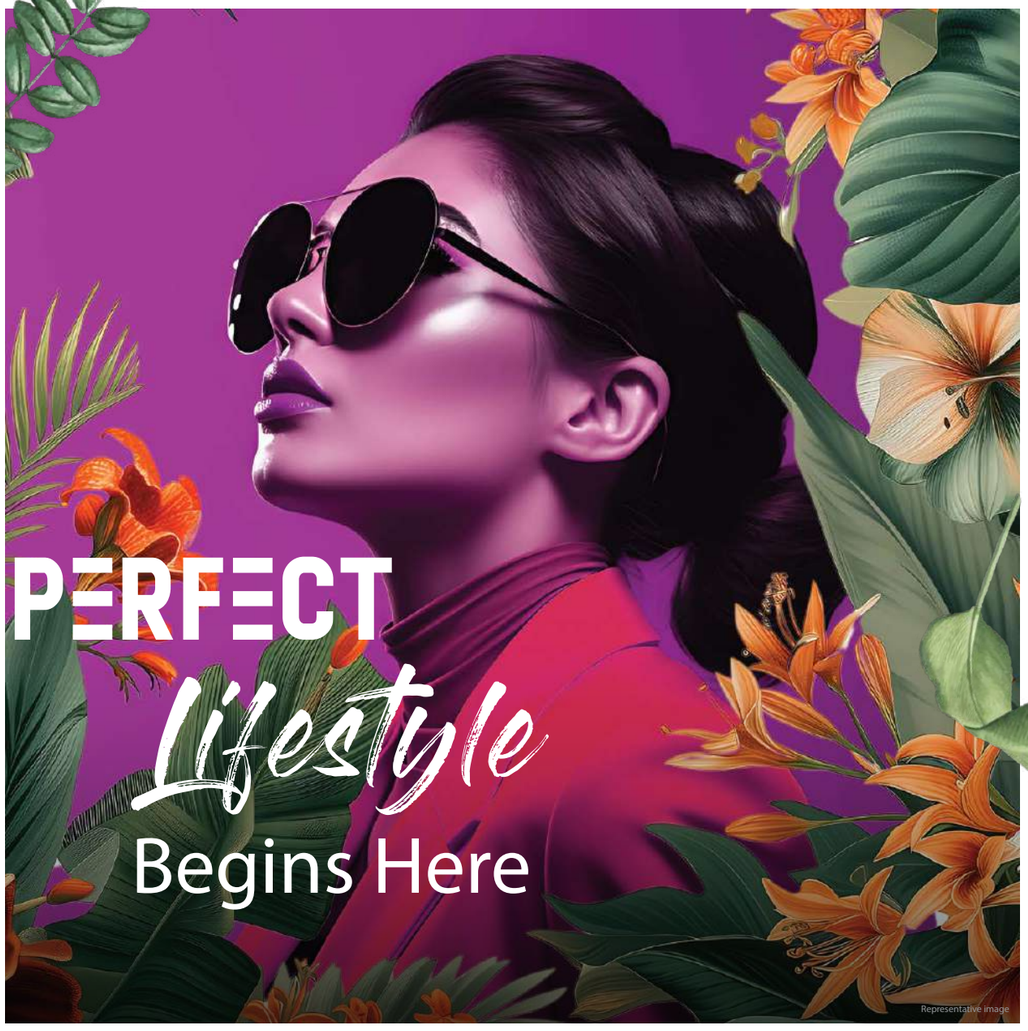

PICTURE-PERFECT

Welcome to the future of living - where every moment feels like a snapshot of perfection. Discover a home where your lifestyle meets sophistication, where everyday is full of picture-perfect experiences. Let’s explore what makes this project stand out and why it is the ultimate destination for modern living in Pune.

More than Just Homes- An Iconic *Lifestyle*



This project is designed to blend style, comfort and function into a seamless living experience. With a range of **2, 3 and 4.5 BHK homes** crafted to inspire, every inch is a testament to thoughtful design. You get to enjoy a great mix of modern amenities, stunning views and a vibe that reflects your aspirations.

stay in the biggest picture-perfect

Cosmo-Community

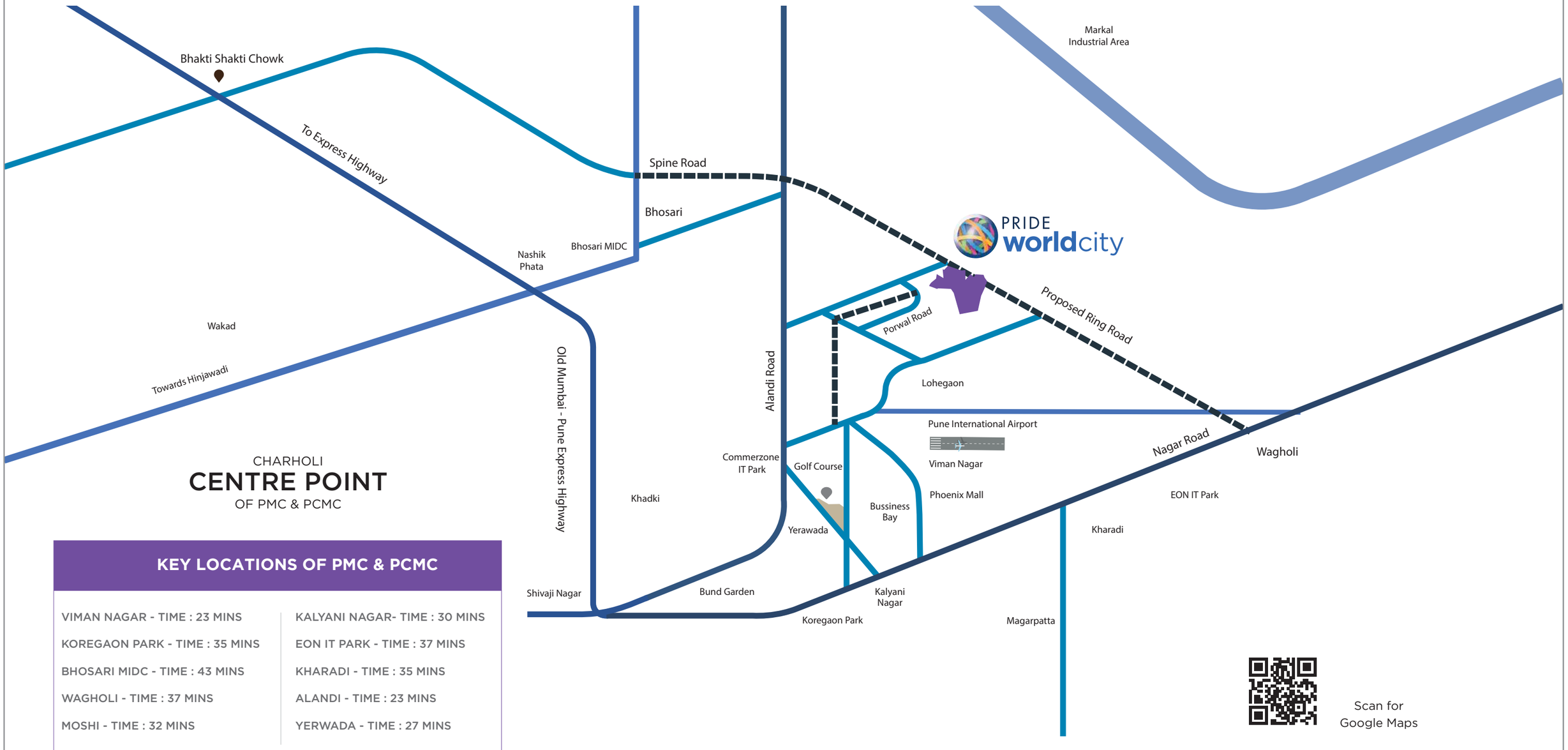

CHARHOLI
CENTRE POINT
OF PMC & PCMC

KEY LOCATIONS OF PMC & PCMC

- VIMAN NAGAR - TIME : 23 MINS
- KOREGAON PARK - TIME : 35 MINS
- BHOSARI MIDC - TIME : 43 MINS
- WAGHOLI - TIME : 37 MINS
- MOSHI - TIME : 32 MINS
- KALYANI NAGAR- TIME : 30 MINS
- EON IT PARK - TIME : 37 MINS
- KHARADI - TIME : 35 MINS
- ALANDI - TIME : 23 MINS
- YERWADA - TIME : 27 MINS

Scan for Google Maps

Picture Perfect

Miami lifestyle is here, in Pune.

Life here feels like living in a masterpiece, where beauty and serenity meet in every detail.
Each window opens to a dreamscape, blending nature and architecture in perfect harmony.



Artist's impression

AN ALLURING Portrait of *Life*

This isn’t just a home, it’s the life you’ve always dreamed of, inspired by Miami’s picture-perfect lifestyle. With modern design, vibrant spaces, exclusive amenities and seamless connectivity, it’s your chance to live in harmony and style.



Artist's impression

A Blueprint



Amenities

- Multipurpose Lawn
- Pet Zone
- Bonfire & BBQ Station
- Festival Lawn
- Flag Hosting
- Sculpture
- Forest Trail
- Temple
- Adventure Mound
- Walking Track
- Butterfly Garden
- Aroma Garden
- Meditation Plaza
- Yoga Deck
- Swing Garden
- Building Eco Deck Entry
- Urban Farming
- Futsal Court
- Box Cricket
- Jogging Track
- Pickle Ball

- crèche Garden
- MUGA Court
- Gym
- Reception & Lounge
- Multi-Purpose Hall
- Indoor Games
- Male & Female Toilet
- Mini Golf
- Open Air Gym
- Open Lawn
- Amphi Seating
- Seating Plaza
- Chit Chat Plaza
- Butterfly Garden
- Spectator Seating
- Seating Pockets
- Senior Citizen Plaza
- Kids Play Area
- Toddler Play Area
- Creche
- Pantry

- Swimming Pool
- Pool Deck
- Kids Pool with Slide
- Family Lap Pool
- Jacuzzi Health Pool
- Pool Shower Area
- Cascading Water Feature
- Entry Exit Portal
- Project Signage Feature Wall
- Arrival Plaza
- Entry Ramp to Stilt Level
- Transformer
- Open Car Parking
- OWC
- STP
- Exit Alternative
- Bio-Diversity Park
- Entry Exit Ramp to Ecodeck
- Gazebo
- Drop Off Canopy



Spaces

That Speak to You

Choose from thoughtfully designed 2, 3 and 4.5 BHK homes each crafted to optimize space, comfort, and style. Explore our range of layouts that cater to your personal preferences and needs ensuring a home that fits your lifestyle perfectly.

“A6”TOWER

A6 Building
2BHK



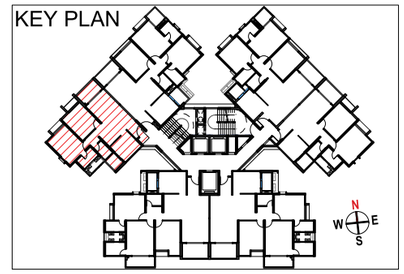

Representative image

FLAT NO.	FLAT TYPE	RERA CARPET AREA	BALCONY	DRY BALCONY	USABLE RERA CARPET AREA
		A	B	C	D = (A+B+C)
02	2BHK	711	49	25	785

A6 Building
2BHK

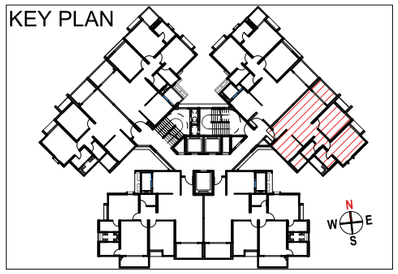



FLAT NO.	FLAT TYPE	RERA CARPET AREA	BALCONY	DRY BALCONY	USABLE RERA CARPET AREA
		A	B	C	D = (A+B+C)
05	2BHK	722	49	25	796

A6 Building
3BHK L

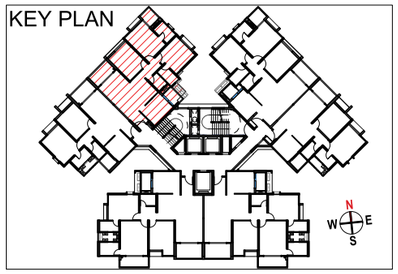

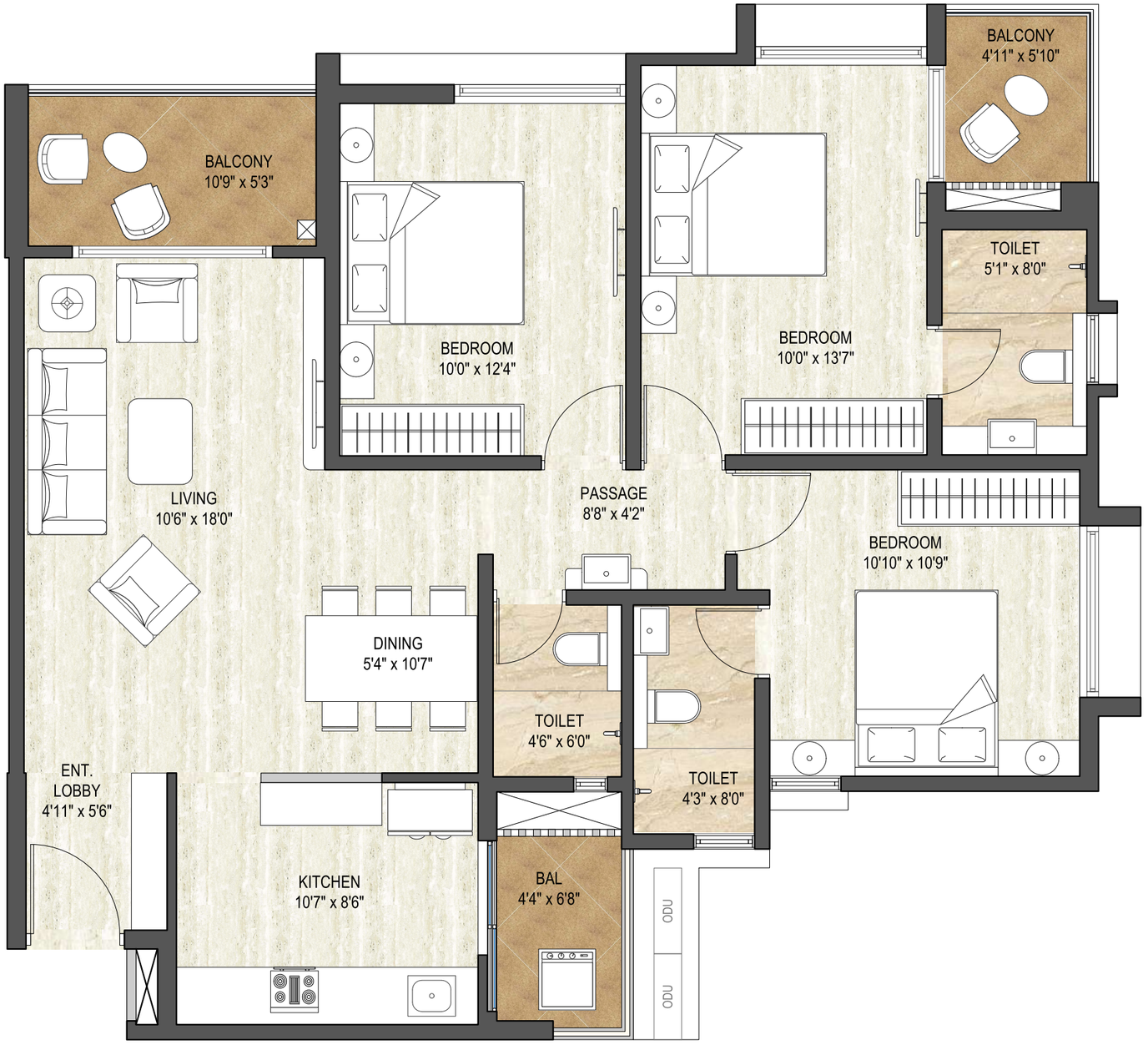

FLAT NO.	FLAT TYPE	RERA CARPET AREA	BALCONY	DRY BALCONY	USABLE RERA CARPET AREA
		A	B	C	D = (A+B+C)
03	3BHK L	952	79	28	1059

A6 Building
3BHK L

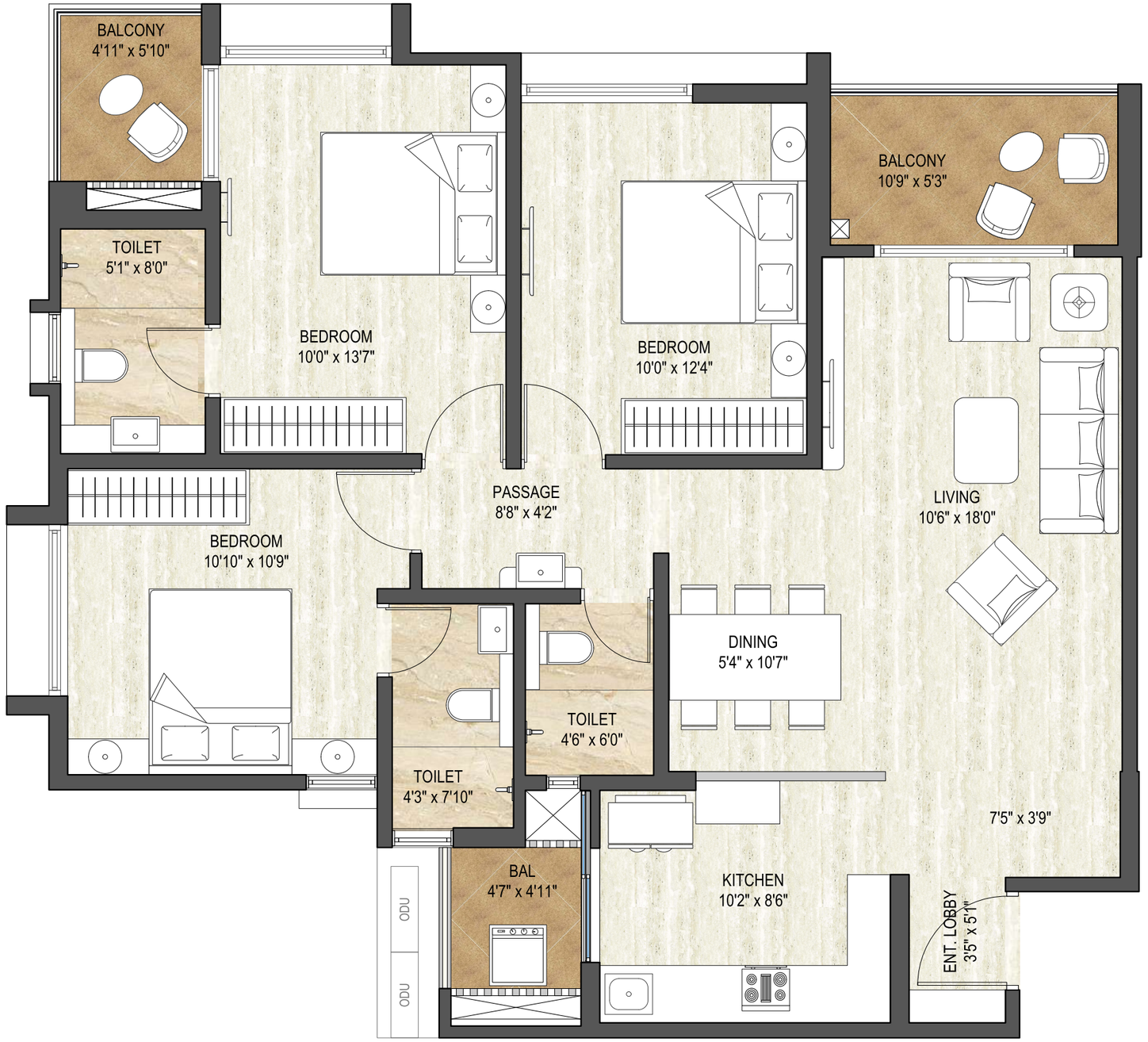

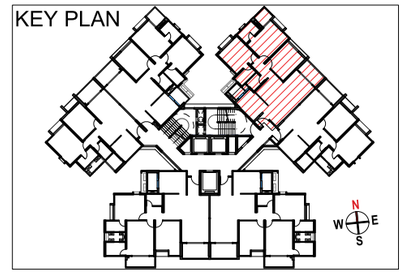

FLAT NO.	FLAT TYPE	RERA CARPET AREA	BALCONY	DRY BALCONY	USABLE RERA CARPET AREA
		A	B	C	D = (A+B+C)
04	3BHK L	969	79	22	1070

A6 Building
3BHK XL



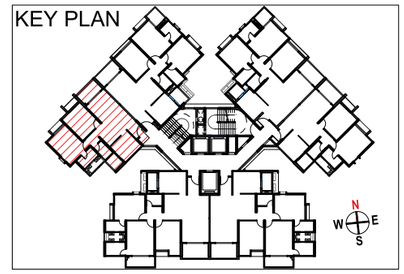

FLAT NO.	FLAT TYPE	RERA CARPET AREA	BALCONY	DRY BALCONY	USABLE RERA CARPET AREA
		A	B	C	D = (A+B+C)
01, 06	3BHK XL	1028	106	26	1160

A6 Building
Typical floor plan

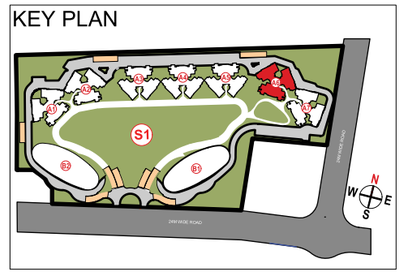



BUILDING NAME	BUILDING CONFIG.	NO. OF FLOORS	FLAT NO.	FLAT TYPE	RERA CARPET AREA	BALCONY	DRY BALCONY	USABLE RERA CARPET AREA
					A	B	C	D = (A+B+C)
A6	2BHK/ 3BHK-L/ 3BHK-XL	23	01, 06	3BHK XL	1028	106	26	1160
			02	2BHK	711	49	25	785
			03	3BHK L	952	79	28	1059
			04	3BHK L	969	79	22	1070
			05	2BHK	722	49	25	796

N
W E
S

A6 Building
First floor plan



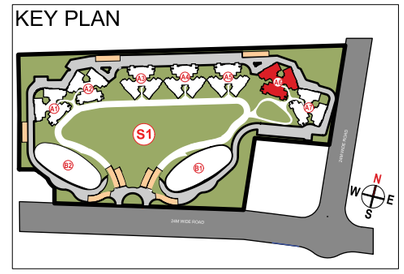

BUILDING NAME	BUILDING CONFIG.	NO. OF FLOORS	FLAT NO.	FLAT TYPE	RERA CARPET AREA	BALCONY	DRY BALCONY	USABLE RERA CARPET AREA
					A	B	C	D = (A+B+C)
A6	2BHK/ 3BHK-L/ 3BHK-XL	23	01, 06	3BHK XL	1028	106	26	1160
			02	2BHK	711	49	25	785
			03	3BHK L	952	79	28	1059
			04	3BHK L	969	79	22	1070
			05	2BHK	722	49	25	796



A6 Building
Refuge floor plan

8th, 13th, 18th

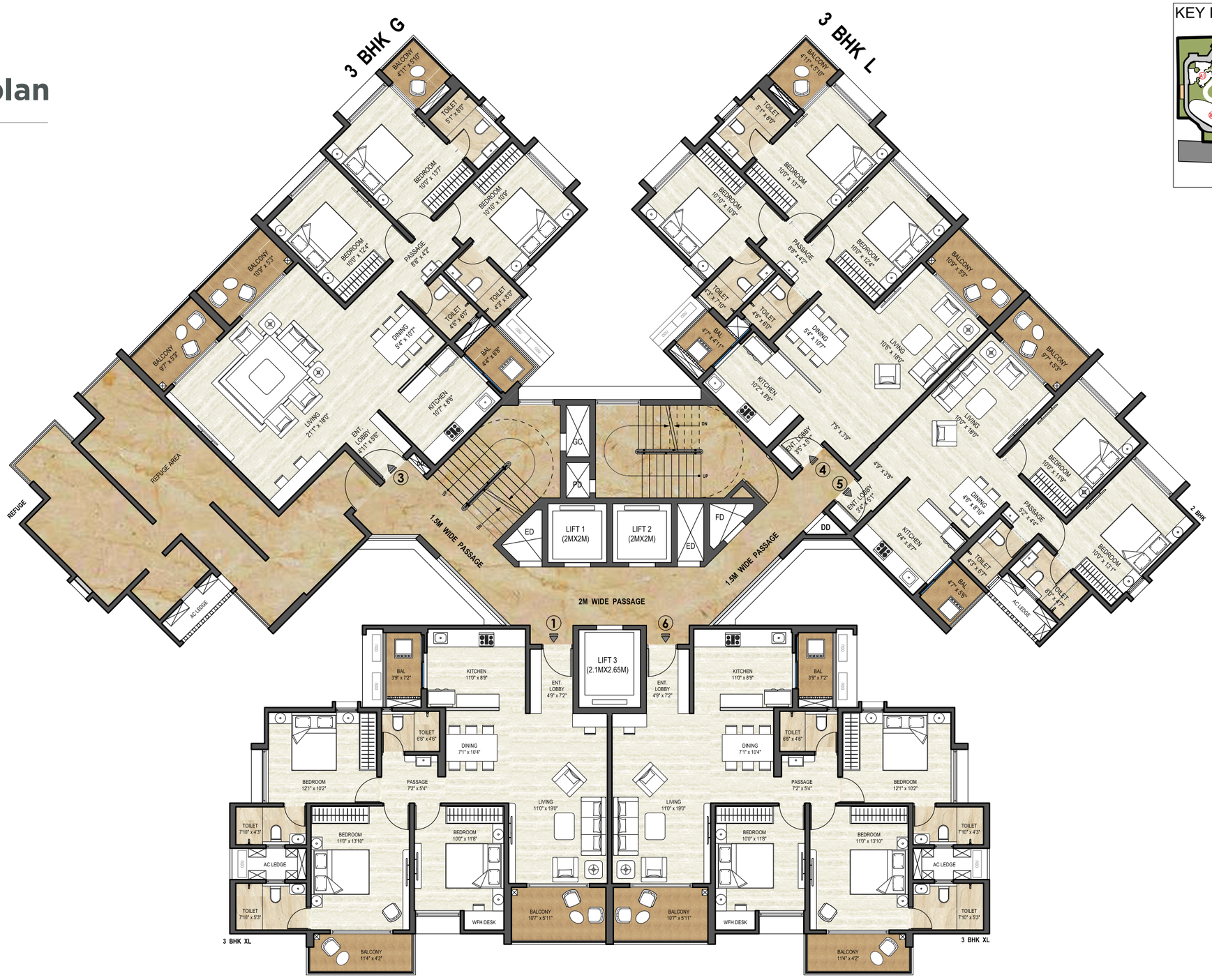

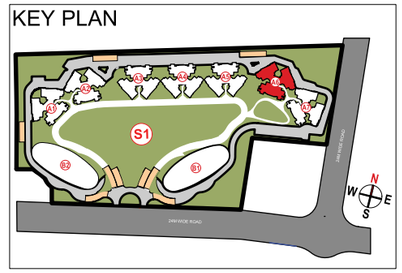

BUILDING NAME	BUILDING CONFIG.	NO. OF FLOORS	FLAT NO.	FLAT TYPE	RERA CARPET AREA	BALCONY	DRY BALCONY	USABLE RERA CARPET AREA
					A	B	C	D = (A+B+C)
A6	2BHK/ 3BHK-L/ 3BHK-G/ 3BHK-XL	23	01, 06	3BHK XL	1028	106	26	1160
			03	3BHK G	1146	128	28	1302
			04	3BHK L	969	79	22	1070
			05	2BHK	722	49	25	796



“A7” TOWER

A7 Building
2BHK

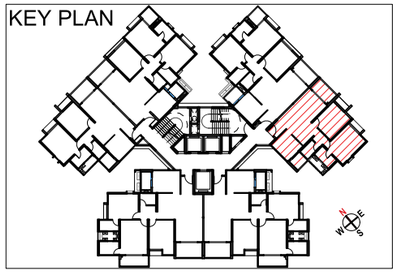

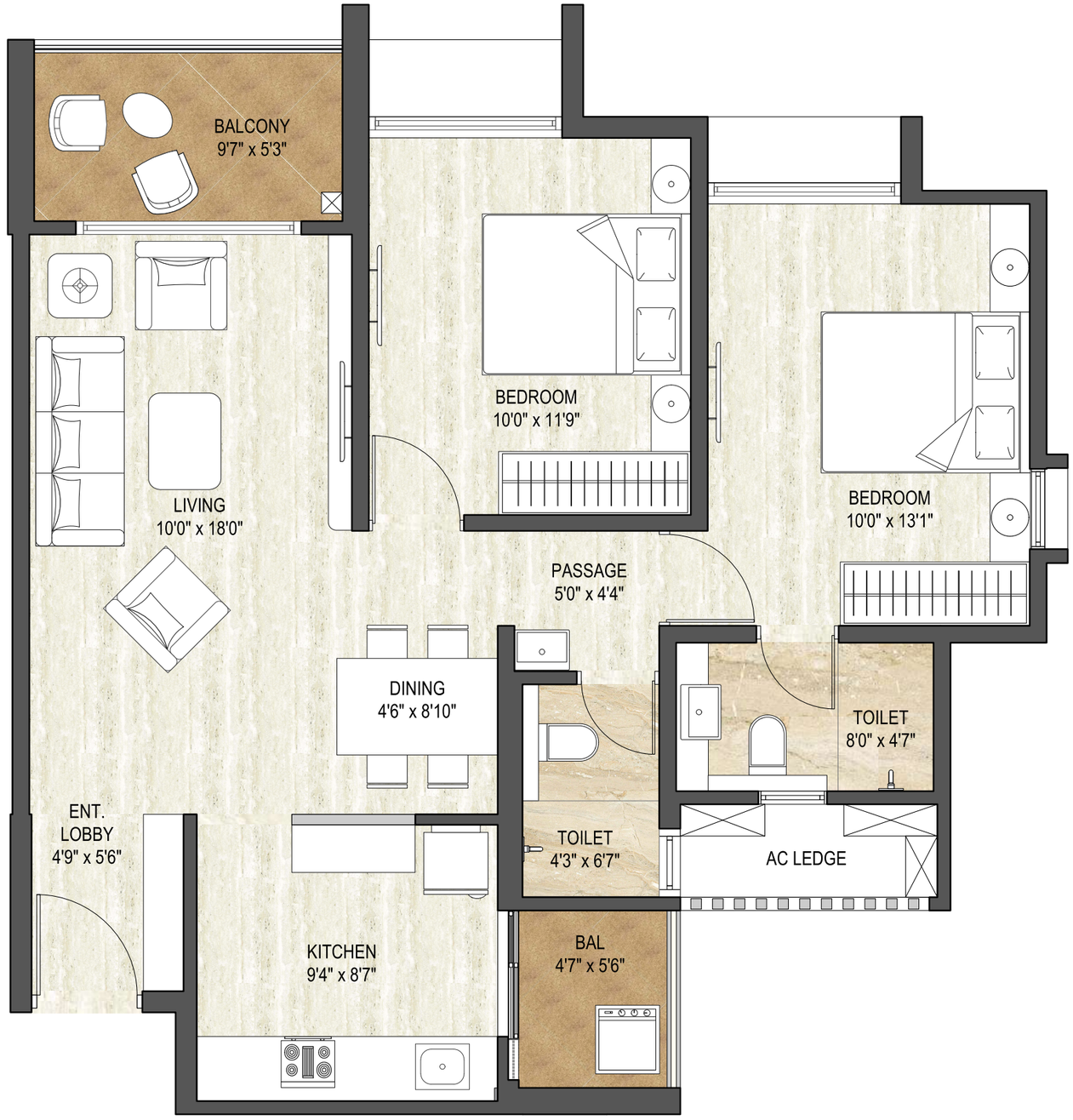

FLAT NO.	FLAT TYPE	RERA CARPET AREA	BALCONY	DRY BALCONY	USABLE RERA CARPET AREA
		A	B	C	D = (A+B+C)
05	2BHK	711	49	25	785

A7 Building
2BHK



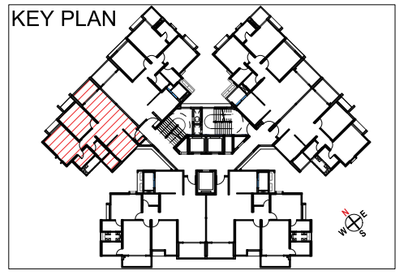

FLAT NO.	FLAT TYPE	RERA CARPET AREA	BALCONY	DRY BALCONY	USABLE RERA CARPET AREA
		A	B	C	D = (A+B+C)
02	2BHK	722	49	25	796

A7 Building
3BHK L



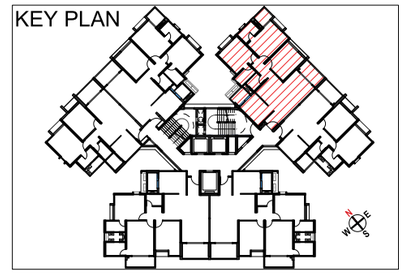

FLAT NO.	FLAT TYPE	RERA CARPET AREA	BALCONY	DRY BALCONY	USABLE RERA CARPET AREA
		A	B	C	D = (A+B+C)
04	3BHK L	952	79	28	1059

A7 Building
3BHK L

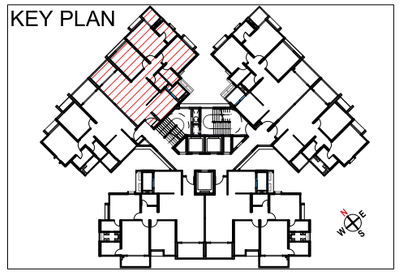

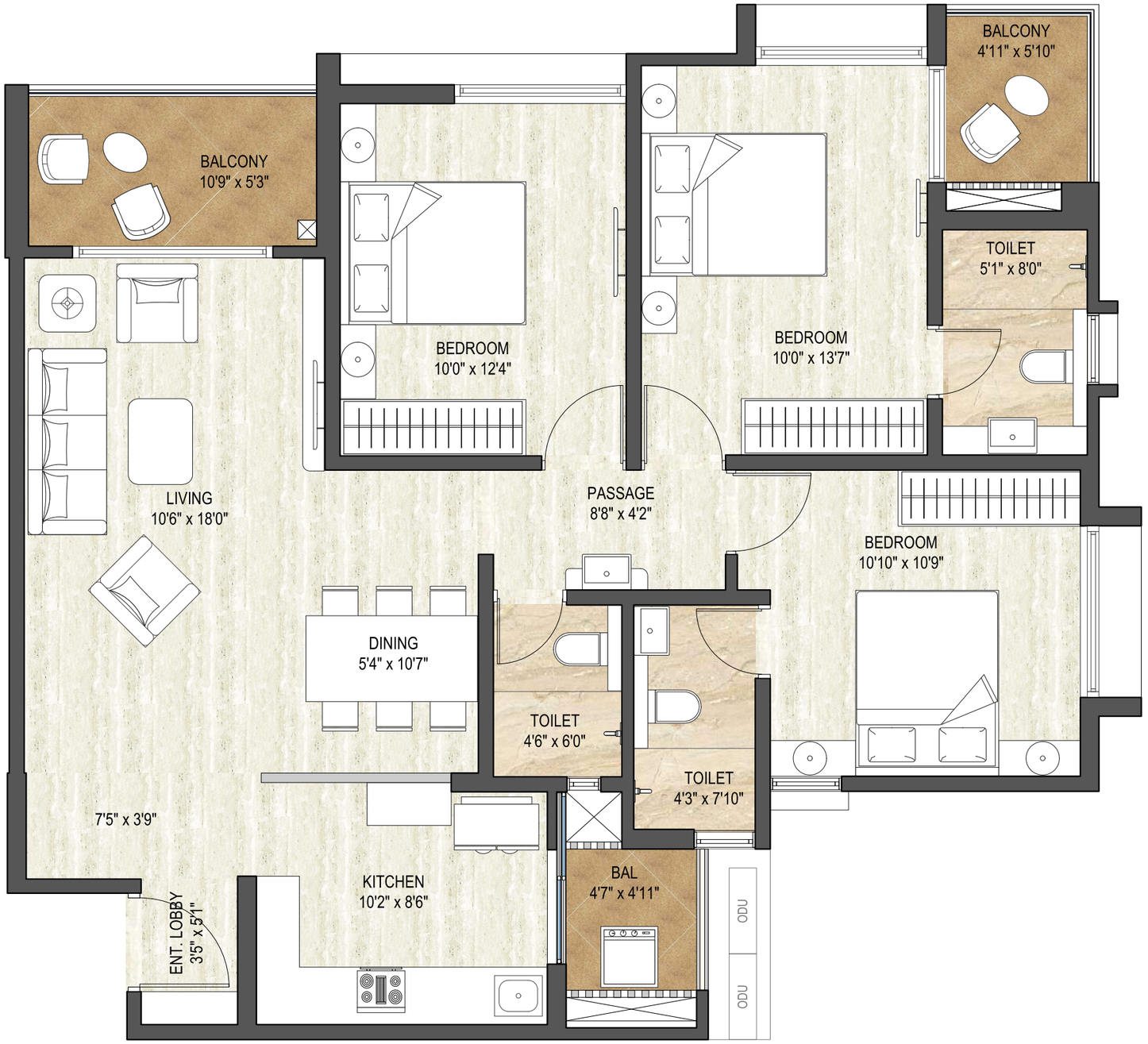

FLAT NO.	FLAT TYPE	RERA CARPET AREA	BALCONY	DRY BALCONY	USABLE RERA CARPET AREA
		A	B	C	D = (A+B+C)
03	3BHK L	969	79	22	1070

A7 Building
3BHK XL

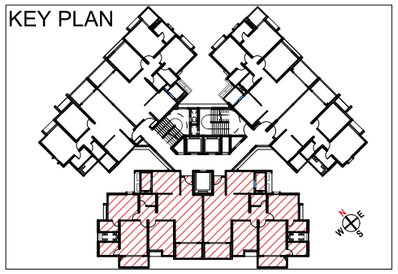



FLAT NO.	FLAT TYPE	RERA CARPET AREA	BALCONY	DRY BALCONY	USABLE RERA CARPET AREA
		A	B	C	D = (A+B+C)
01, 06	3BHK XL	1028	106	26	1160

A7 Building
Typical floor plan



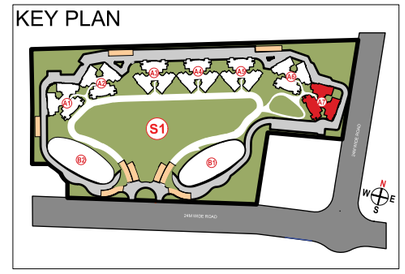

BUILDING NAME	BUILDING CONFIG.	NO. OF FLOORS	FLAT NO.	FLAT TYPE	RERA CARPET AREA	BALCONY	DRY BALCONY	USABLE RERA CARPET AREA
					A	B	C	D = (A+B+C)
A7	2BHK/ 3BHK-L/ 3BHK-XL	23	01, 06	3BHK XL	1028	106	26	1160
			02	2BHK	722	49	25	796
			03	3BHK L	969	79	22	1070
			04	3BHK L	952	79	28	1059
			05	2BHK	711	49	25	785



A7 Building
First floor plan



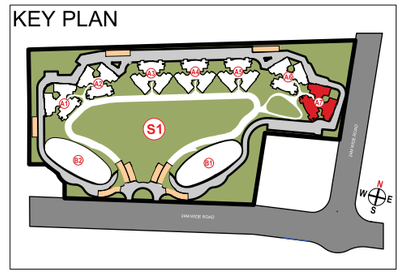

BUILDING NAME	BUILDING CONFIG.	NO. OF FLOORS	FLAT NO.	FLAT TYPE	RERA CARPET AREA	BALCONY	DRY BALCONY	USABLE RERA CARPET AREA
					A	B	C	D = (A+B+C)
A7	2BHK/ 3BHK-L/ 3BHK-XL	23	01, 06	3BHK XL	1028	106	26	1160
			02	2BHK	722	49	25	796
			03	3BHK L	969	79	22	1070
			04	3BHK L	952	79	28	1059
			05	2BHK	711	49	25	785

A7 Building
Refuge floor plan

8th, 13th, 18th



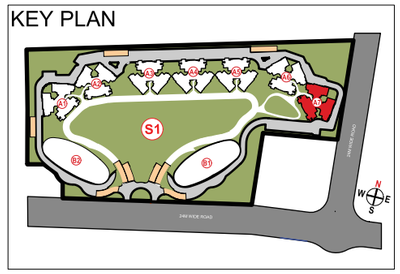

BUILDING NAME	BUILDING CONFIG.	NO. OF FLOORS	FLAT NO.	FLAT TYPE	RERA CARPET AREA	BALCONY	DRY BALCONY	USABLE RERA CARPET AREA
					A	B	C	D = (A+B+C)
A7	2BHK/ 3BHK-L/ 3BHK-G/ 3BHK-XL	23	01, 06	3BHK XL	1028	106	26	1160
			02	2BHK	722	49	25	796
			03	3BHK L	969	79	22	1070
			04	3BHK G	1146	128	28	1302

Specifications

Flooring & Tiles

- 800mm X 1600mm vitrified tiles flooring in all other rooms
- Wooden flooring in master bedroom
- Matt finish tiles in all bathroom flooring
- Dado up to 7ft height in bathroom
- Ceramic wooden finish tile for all terrace attached with bedroom and living room
- Dry balcony - Matt finished tile flooring and wall cladding
- Designer tiles flooring in each floor lobby

Kitchen

- Granite kitchen platform with S.S. sink & provision for Aquaguard inlet
- Semi modular kitchen cabinet below platform & top unit above platform. Cabinets provided below the opposite side service counter
- 4 Gas hob & chimney of Faber/ equivalent
- Piped gas system of MNGL for each flat
- Inlet outlet for washing machine

Bathroom Fittings

- Branded C.P. fittings in all bathrooms (Jaquar / Grohe)
- Branded sanitary wares in all bathrooms (Toto / Kohler)
- Fixed glass partition for shower area in master toilet

Structure & Wall

- RCC structure in alu form
- Partial walls in AAC block work
- Internal walls will be finished in gypsum

Terrace & Balcony

- Glass railing for balconies & attached terraces (except dry balcony)
- PVC wooden finish false ceiling in balconies

Doors & Windows

- Veneer finished & melamine polished main doors for all flats
- Laminated doors for all bedrooms
- Both side laminated doors for all toilets
- Branded fittings for all doors
- Aluminium windows with aluminium / PVC mosquito nets are in each flat
- Toilet windows : aluminum louvered / openable windows with provision for exhaust fan
- M.S. Railing from inside of flat for aluminum windows (excluding toilet) Up to 1.20 m height from floor finish level
- Tinted glass for aluminium windows

Electrical Fittings

- Concealed copper wiring with circuit breakers
- Branded electrical switches in all flats (Le Grand or equivalent)
- Provision of electrical point for inverter
- TV and telephone points in living room & all bedrooms
- Provision of A.C point in all bed rooms & living room
- Automatic lifts with SS finished car from inside
- Fire fighting system inside the flats
- Smoke detection alarm system inside the flat
- Fire resistant doors for fire staircase

Extra Misc- New Age Safety and Convenience

- Home automation switches / touchscreen main switches in all rooms
- Digital lock on main door - (Yale or equivalent)
- Video door phone with color screen in each flat

Paints

- Oil bound distemper paint for internal walls & ceiling
- Oil paint to window railings
- Texture with acrylic paint to exterior walls



“B1”TOWER

B Building
3BHK

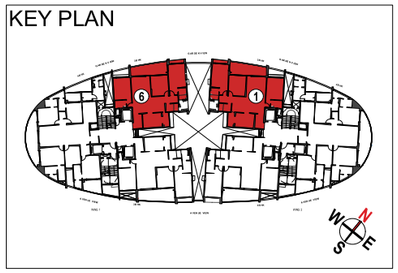



FLAT NO.	FLAT TYPE	RERA CARPET AREA	BALCONY	DRY BALCONY	USABLE RERA CARPET AREA
		A	B	C	D = (A+B+C)
01, 06	3BHK	1277	162	34	1473

B Building
3BHK

KEY PLAN

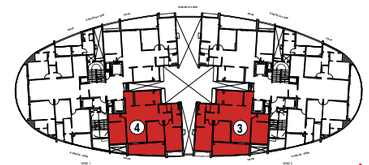



FLAT NO.	FLAT TYPE	RERA CARPET AREA	BALCONY	DRY BALCONY	USABLE RERA CARPET AREA
		A	B	C	D = (A+B+C)
03,04	3BHK	1277	177	34	1488

B Building
4.5 BHK

KEY PLAN

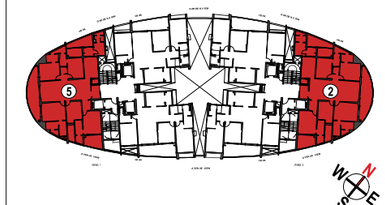

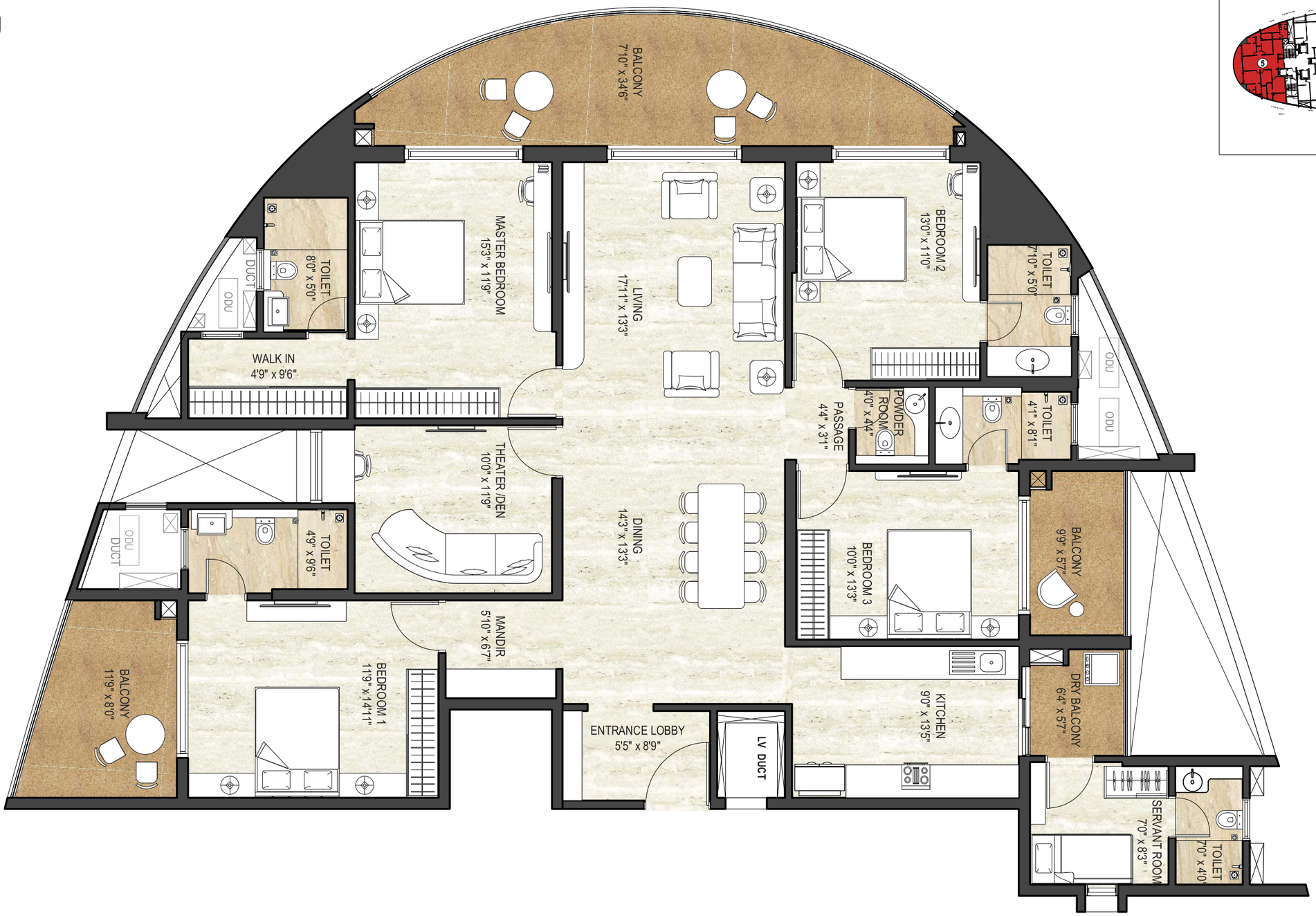

FLAT NO.	FLAT TYPE	RERA CARPET AREA	BALCONY	DRY BALCONY	USABLE RERA CARPET AREA
		A	B	C	D = (A+B+C)
02,05	4·5 BHK	1874	353	33	2260

B Building
Typical floor plan

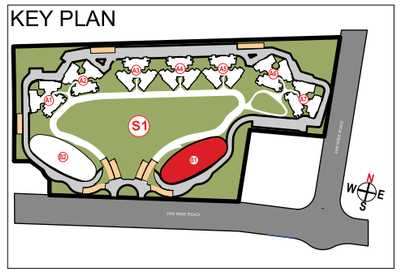



BUILDING NAME	BUILDING CONFIG.	NO. OF FLOORS	FLAT NO.	FLAT TYPE	RERA CARPET AREA	BALCONY	DRY BALCONY	USABLE RERA CARPET AREA
					A	B	C	D = (A+B+C)
B1	3BHK/ 4BHK	23	01, 06	3BHK	1277	162	34	1473
			02,05	4 BHK	1874	353	33	2260
			03,04	3BHK	1277	177	34	1488



B Building
First floor plan

KEY PLAN

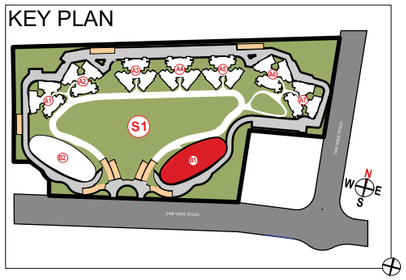



BUILDING NAME	BUILDING CONFIG.	NO. OF FLOORS	FLAT NO.	FLAT TYPE	RERA CARPET AREA	BALCONY	DRY BALCONY	USABLE RERA CARPET AREA
					A	B	C	D = (A+B+C)
B1	3BHK/ 4BHK	23	01, 06	3BHK	1277	162	34	1473
			02,05	4 BHK	1874	353	33	2260
			03,04	2BHK	1031	177	34	1242



B Building
Refuge floor plan

8th, 13th, 18th

KEY PLAN

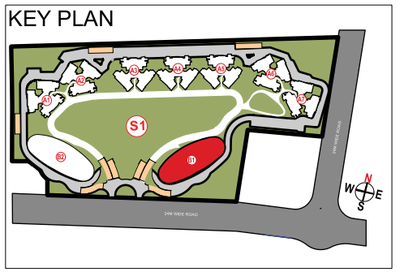



BUILDING NAME	BUILDING CONFIG.	NO. OF FLOORS	FLAT NO.	FLAT TYPE	RERA CARPET AREA	BALCONY	DRY BALCONY	USABLE RERA CARPET AREA
					A	B	C	D = (A+B+C)
B1	2BHK/ 3BHK/ 4BHK	23	01,06	2BHK	1031	162	34	1227
			02,05	4 BHK	1874	353	33	2260
			03,04	3BHK	1277	177	34	1488



Specifications

Flooring & Tiles

- 1200mm X 1800mm vitrified tiles flooring in all other rooms
- Wooden flooring in master bedroom
- Matt finish tiles in all bathroom flooring
- Dado up to 7ft height in bathroom
- Ceramic wooden finish tile for all terrace attached with bedroom and living room
- Dry balcony - Matt finished tile flooring and wall cladding
- Designer tiles flooring in each floor lobby

Kitchen

- Granite kitchen platform with S.S. sink & provision for Aquaguard inlet
- Semi modular kitchen cabinet below platform & top unit above platform. Cabinets provided below the opposite side service counter
- 4 Gas hob & chimney of Faber/ equivalent
- Piped gas system of MNGL for each flat
- Inlet outlet for washing machine

Bathroom Fittings

- Branded C.P. fittings in all bathrooms (Jaquar / Grohe)
- Branded sanitary wares in all bathrooms (Toto / Kohler)
- Fixed glass partition for shower area in master toilet

Structure & Wall

- RCC structure in alu form
- Partial walls in AAC block work
- Internal walls will be finished in gypsum

Terrace & Balcony

- Glass railing for balconies & attached terraces (except dry balcony)
- PVC wooden finish false ceiling in balconies

Doors & Windows

- Veneer finished & melamine polished main doors for all flats
- Laminated doors for all bedrooms
- Both side laminated doors for all toilets
- Branded fittings for all doors
- Aluminium windows with aluminium / PVC mosquito nets are in each flat
- Toilet windows : aluminum louvered / openable windows with provision for exhaust fan
- M.S. Railing from inside of flat for aluminum windows (excluding toilet) up to 1.20 m height from floor finish level
- Tinted glass for aluminium windows

Electrical Fittings

- Concealed copper wiring with circuit breakers
- Branded electrical switches in all flats (Le Grand or equivalent)
- Provision of electrical point for inverter
- TV and telephone points in living room & all bedrooms
- Provision of A.C point in all bed rooms & living room
- Automatic lifts with SS finished car from inside
- Fire fighting system inside the flats
- Smoke detection alarm system inside the flat
- Fire resistant doors for fire staircase

Extra Misc- New Age Safety and Convenience

- Home automation switches / touchscreen main switches in all rooms
- Digital lock on main door - (Yale or equivalent)
- Video door phone with color screen in each flat

Paints

- Oil bound distemper paint for internal walls & ceiling
- Oil paint to window railings
- Texture with acrylic paint to exterior walls



MIAMI

PICTURE-PERFECT

Your Picture-Perfect

Home Awaits

Why wait to live the life you've always imagined? This is your opportunity to embrace the Picture-Perfect lifestyle right here in Pune. Schedule your site visit today.



PRIDE worldcity®

CHARHOLI

www.prideworldcity.com

https://maharera.mahaonline.gov.in | MahaRERA Registration No.: P52100077670

PRIDE®

Corporate Address: Pride House, 5th Floor, 108, Ganeshkhind Road, Near Pune University, Pune - 411 016.

Site Address: Adjacent to D.Y. Patil Knowledge City, Charholi Bk., Pune - 412 105.

MahaRERA Registration No.: P52100077670

Disclaimer: The material contained in this brochure should not be considered an offer and is solely of an informational nature. The references, images, advertising or declarations made herein are for information only, and not to be interpreted in any other manner. The Developer and/or its aliases and/or its subsidiaries reserve the right to make any modifications to the material, specifications, plans, designs and delivery of the residences advertised here, without any prior notice. All of the specifications contained herein, including technical,, promotional, related to images or of any other nature are the property of the developer and/or its aliases and/or its subsidiaries and such specifications may **not be used by any person, including an individual entity, without the prior written consent of the Developer and/or its aliases and/or its subsidiaries.**
Stock images - Images for representation purpose only.