

PRIDE OF  
PANVEL



**Symphony**  
Consonance of luxury  
and grandeur



# Enchanting Views of the Sky

Balaji Symphony has a unique design aesthetic that appeals to everyone. The dynamic façades of these towering masterpieces are just a sight to behold and a door to everything the iconic Panvel has to offer. It is the perfect place to experience the comforts of modern living.

The best creative style is equally distinguished by splendid modern amenities. It redefines the meaning of luxury. Balaji Symphony is an aesthetic experience on many levels. Grand pathways, breath-taking entrances and a rare tranquillity; everything here has been finely thought through to create a living environment that transcends the mundane into the realm of dreams.

# Surreal Layout

Balaji Symphony strikes the perfect balance between classic and contemporary design along with a soothing vicinity.

Township is spread across 10 acres of area with 11 Luxurious Residential Towers of 30 storeys each & 2000+ apartments of 1,2,2.5 & 3 BHK. Experience life beyond the ordinary in the premium gated community of Balaji Symphony. Awaken your senses with every breath, as you redefine your premium lifestyle.





Artistic Impression

# Yearn for distinguished living

*Balaji Symphony is the joy and pride of Panvel offering cutting-edge apartments and accompanying amenities.*

Slightly off the hustle and bustle of the city, the picturesque elegance of Balaji Symphony provides an unforgettable experience. It is a cozy place for a comfortable life. It houses 11 monolithic towers of 30 storeys and 7 levels of parking.

The project enjoys an edge when it comes to location since the neighbourhood is also home to several schools, colleges, hospitals, malls, shopping centres etc. Balaji Symphony is the only residential project in Navi Mumbai that is offering the 'SKY-STYLE' as a recreational amenity feature.

Balaji Symphony integrates a complete lifestyle destination and relaxed living. It is a prized asset for its inhabitants at a great price.

10  
ACRES  
LUXURIOUS TOWNSHIP

11  
MONOLITHIC TOWERS  
THAT EXUDES BEAUTY

30  
STOREY RESIDENTIAL  
TOWER EACH

5  
STAR  
RECREATIONAL AMENITIES

# Masterpiece Amenities

*Life gets better when there are ways to unwind, stay healthy and to be one with your spiritual side. Presence of sports and recreational amenities are required to maintain right balance between a healthy and busy lifestyle.*

- Invigorating Azure Swimming Pool with Toddler Pool for your refreshment.
- Multipurpose Court that has Badminton and Mini Basket Ball Court for your athletic needs.
- Performer & Audience Friendly Amphitheatre to enjoy an artistic evening.
- Children's Play Area for your little ones to explore fun frolic evening.
- Fragrant & Serene Landscape Garden for your family time.
- Senior Citizen Seating Area
- High-Speed Elevators to ease your lifestyle
- CCTV Surveillance to provide 24 x 7 Security
- Provision for STP & Rain Water Harvesting
- Futuristic Video Door Phone to ensure your personal safety.





# Pleasurable Journey

*Balaji Symphony let you experience the desired indoor amenities that are thoughtfully designed to bring the utmost comfort, functionality and modern convenience.*



- State-of-the-art Clubhouse with Well Equipped Modern Gymnasium to initiate a healthy lifestyle.
- Indoor Ladies Swimming Pool for your neck deep pleasures.
- Rejuvenating Steam Bath and Sauna for revitalizing your senses.
- Relaxing Jacuzzi for your personalized care.
- Table Tennis Room to enjoy your favorite indoor sports
- Stimulating Chess, Carrom, Pool Table, Music & Yoga Room to enhance your mind activities.
- Banquet Hall for all type of celebrations.

Actual View


Artistic Impression

# Harmony with Nature

*Enjoy a wholesome experience of Sky-Style living!*

Indulge yourself in the calming sky-style amenities set midst of the thriving nature. The harmonic view is the perfect place to experience the calming, neurologically beneficial therapy of star bathing or relaxing under the stars.

- Sky Gazebo, a pleasing space to enjoy together with bunch of friends and family
- Sky Jogging Track, your every morning gateway for some soothing warmth and refreshment.
- Sky Astronomy Deck, a roof top view bringing the celestial view closer.
- Sky Garden, a pleasant greenery and fluttering natural breeze on the 33rd floor
- Sky Lounge, an open space to settle down with your morning newspaper
- Sky Gossiping Center - favorite past-time destination
- Sky Bridge - Connects the towers and families. Under the canopy of the stars.





- 1 - Gate
- 2 - Electric Substation
- 3 - Community Center
- 4 - Garden
- 5 - Play Ground
- 6 - Education Purpose
- 7 - Children Play Ground

# Outstanding Location

NAINA is a city planned around the Navi Mumbai International Airport. The acronym unfolds to "Navi Mumbai Airport Influence Notified Area". NAINA occupies land within a 25-kilometer radius of the airport. Roughly 600 square kilometers.

In the government's own words, "to avoid unplanned haphazard growth around the proposed airport". In real terms, this means that growth will be closely monitored and approved only by the planners in charge of NAINA. All this exists, what's NAINA about? NAINA will give it form. There will be "high growth" zones, "Mixed-use" zones, parks, schools, and kinds of other things that form the backbone of city life.

- NAINA TPS 1 includes reservation for school, multi-purpose playground, gardens, etc. which will be a part of the infrastructure development.
- TPS 1 is situated at Akruli in Panvel next to BALAJI SYMPHONY (Vishesh Group) Project which also holds the major part of the TPS 1 land parcel.

# Node of Navi Mumbai

Panvel is an affluent residential suburb. It is one of the emerging areas of Mumbai. It has transformed itself from a restive township nestled close to mountains, waterfalls, and caves to a highly pro-active industrial, commercial and residential hub.

- **PANVEL RAILWAY STATION:** Panvel will become one of the biggest new terminals for passenger & good trains.
- **NAVI MUMBAI INTERNATIONAL AIRPORT:** (NMIA) is an under construction greenfield international airport being built at Kopar-Panvel in Maharashtra India. It will be counted as one of the biggest international air-port in India.
- **MULTIMODAL CORRIDOR:** Virar - Alibag Multimodal corridor, 126 Km long ring road which incorporates multiple modes i.e. Buses, Trucks, Cars, Metro Rails and non-motorized tracks.
- **MUMBAI TRANS HARBOUR LINK (MTHL):** Upcoming 21.8 Km Sea Bridge connecting Mumbai (Sewri) with Navi Mumbai (Nhava Sheva).
- **METRO:** Metro from Vashi to Panvel (part of extended Navi Mumbai Metro Line2)
- **NAINA:** 500 Sq.Km of proposed Development
- **MAJOR CONNECTING HIGHWAYS:** NH48, NH17, Sion Panvel Highway
- **JNPT:** Multi-product SEZ (Freight, Metal, IT), Reliance proposes an IT SEZ next to JNPT
- **BKC II:** CIDCO is planning to develop a commercial hub in Kharghar, Navi Mumbai which will cover 125 hectares named Navi Mumbai Corporate Park
- **HYPERLOOP ONE:** Mumbai to Pune in just 25 minutes by 2024



Panvel is on the path of becoming one of the biggest new terminals for passengers and goods trains.



The biggest Navi Mumbai International Airport (NMIA) is in creation at Ulwe Kopar-Panvel in Maharashtra, India. It will be reckoned as India's first urban multi-airport system



The 126 Km long ring-road of Virar - Alibag Multimodal passageway consolidates multiple modes such as Buses, Trucks, Cars, Metro Rails and non-motorized tracks.



Sewri-Nhava Sheva Trans Harbour Link is a proposed freeway grade road bridge connecting the Indian city of Mumbai with Navi Mumbai, its satellite city.



Metro from Vashi to Panvel (part of extended Navi Mumbai Metro Line 2) is a rapid transit system under construction.

PANVEL

## LOCATION MAP



# Yield For Better Connectivity

Panvel is the most developing node of Navi Mumbai providing excellent connectivity through rail & road lines and easily approachable from Mumbai, Pune, Thane, Kalyan, Konkan Region. With everything within a radius, this city is truly a future smart city.

- Panvel Railway Station: 5 Mins
- Upcoming Navi Mumbai International Airport: 15 Mins
- JNPT Port & Mumbai Trans Harbour Link: 30 Mins
- Mumbai - Goa & Mumbai-Pune Express Highway: 7 Mins

BASIC NECESSITIES WITHIN 1-2 KM RADIUS: Schools and Colleges, Shopping Centres, Malls, Multiplex and Hospitals.

# TYPICAL FLOOR - Tower A



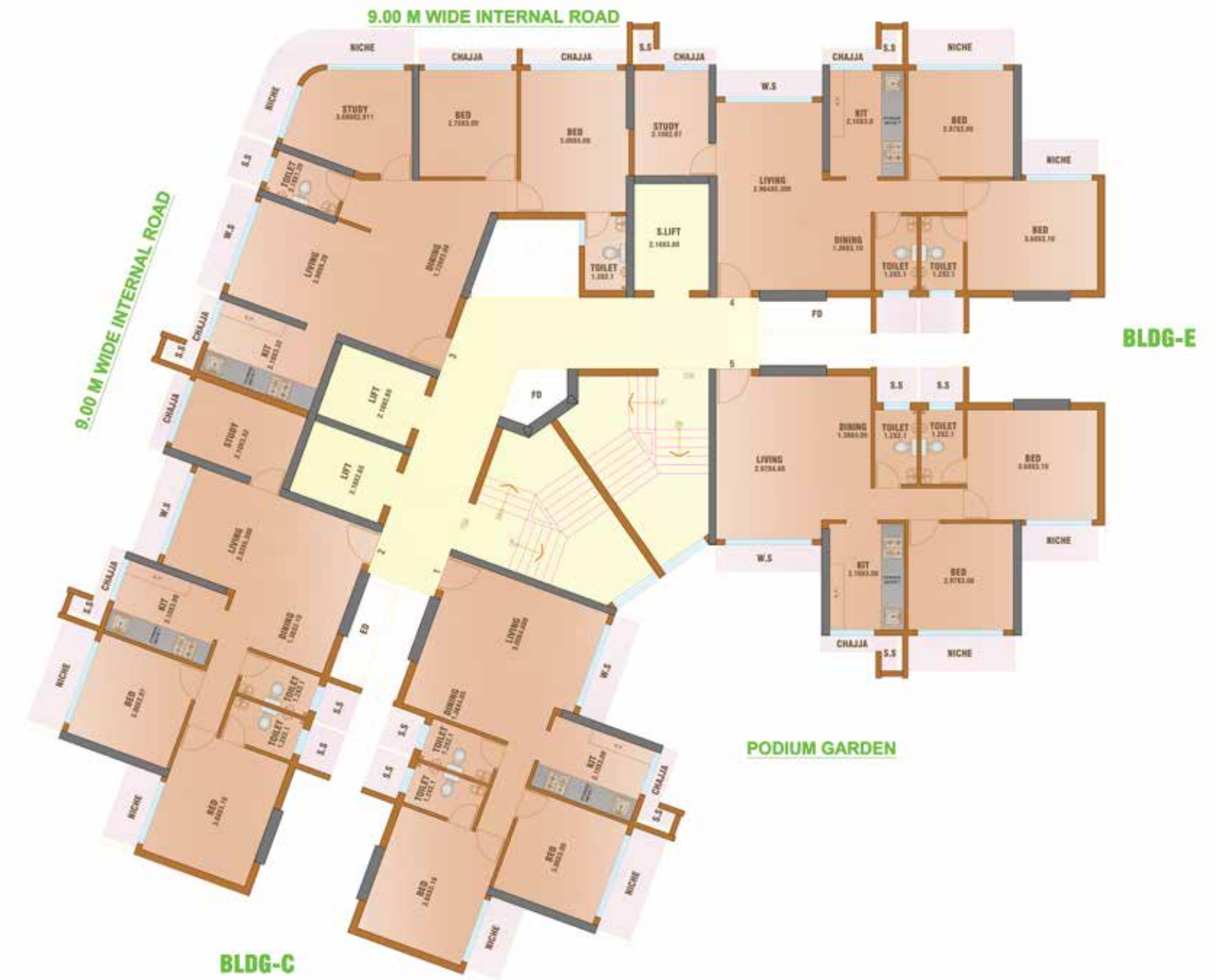
# TYPICAL FLOOR - Tower B



# TYPICAL FLOOR - Tower C



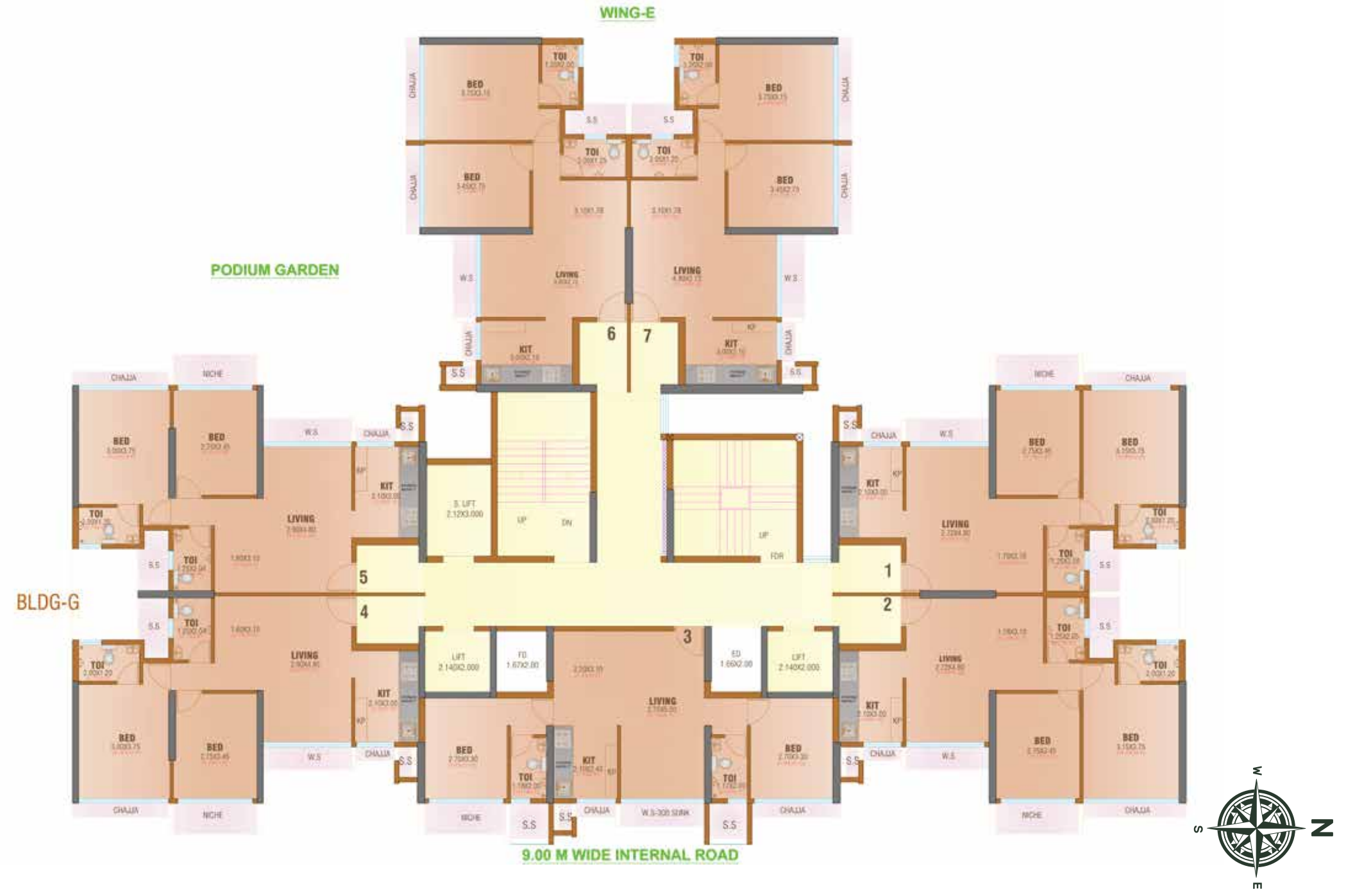
# TYPICAL FLOOR - Tower D



# TYPICAL FLOOR - Tower E



# TYPICAL FLOOR - Tower F,G,H





## **SITE & SALES OFFICE - BALAJI SYMPHONY**

**Address :** 45/2, Shilottar Raichur, Panvel-Matheran Road, New Panvel Annex, Navi Mumbai - 410206  
(M.S.) India.

[www.balajisymphony.com](http://www.balajisymphony.com)

Disclaimer : This brochure is not an offer or acceptance letter and does not constitute either a contract or a team of contract nor amounts to any representation. The content of this brochure are purely conceptual and have no legal binding on us. Developers reserve the right to amend the layout plans, number of flats, elevation color scheme, specifications and other amenities. The images used in the brochure are artist's impressions.