

Projected By
**NIRVANA
REALITY**

Marketed by:
Your Home Is Our Priority
**UNIVERSAL
INFRA TECH**



LANDMARK

RERA NO. P-SWR-24-5289

Projected By
**NIRVANA
REALITY**

Marketed by:
Your Home Is Our Priority
**UNIVERSAL
INFRA TECH**



LANDMARK
YOUR GATEWAY TO
A SOPHISTICATED
LIFESTYLE

SHOWROOM / SHOPS
2 & 3 BHK PREMIUM APARTMENTS



Projected By
**NIRVANA
REALITY**

Marketed by:
Your Home Is Our Priority
**UNIVERSAL
INFRA TECH**



LANDMARK

Where Your
FUTURE BEGINS
INVEST SMART,
Live Better

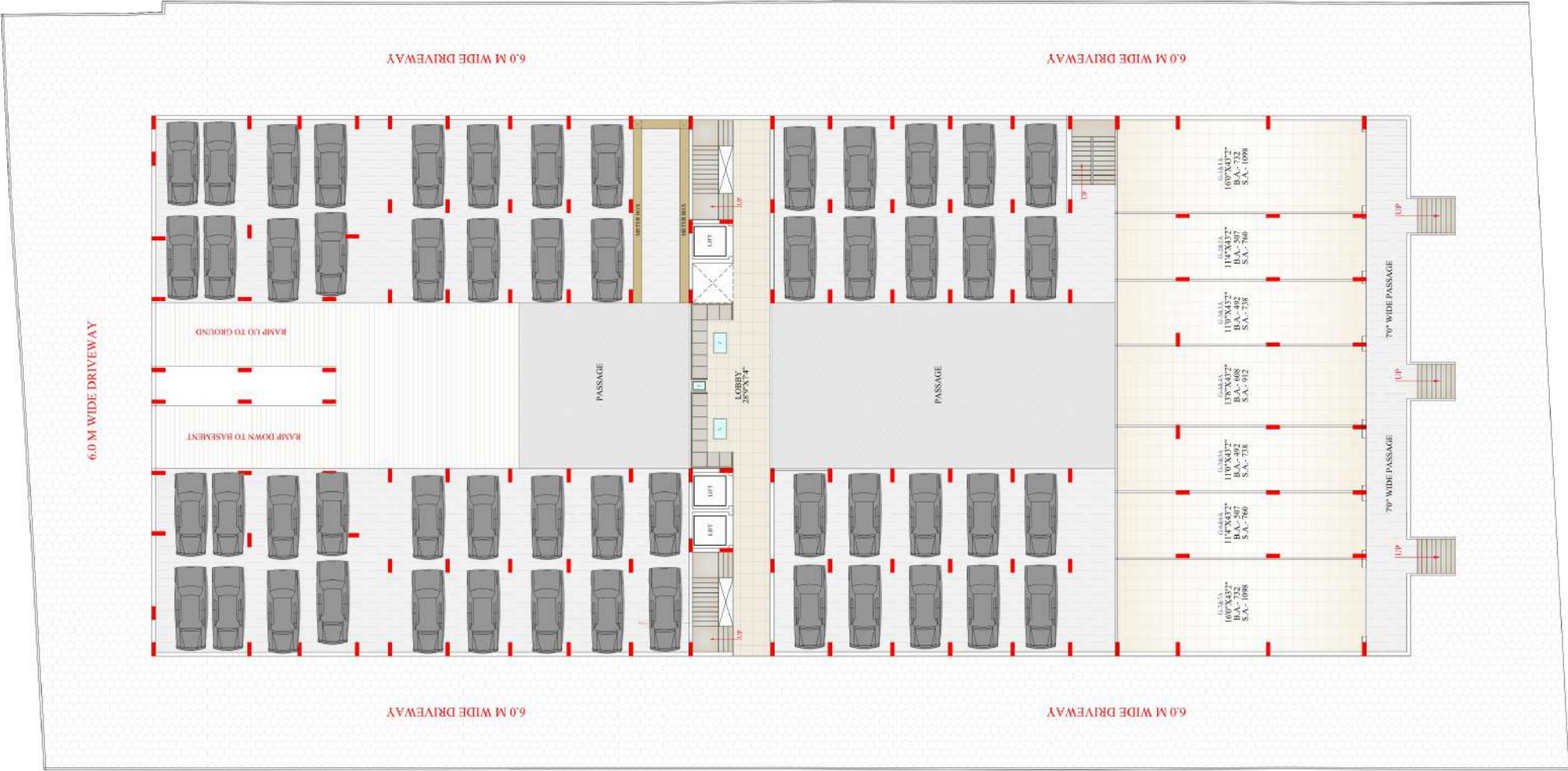
SHOWROOM / SHOPS
2 & 3 BHK PREMIUM APARTMENTS



Club House - 1st Floor



GROUND FLOOR PLAN



2nd To 4th Floor - Plan (Residential)



PROPOSED AMENITIES



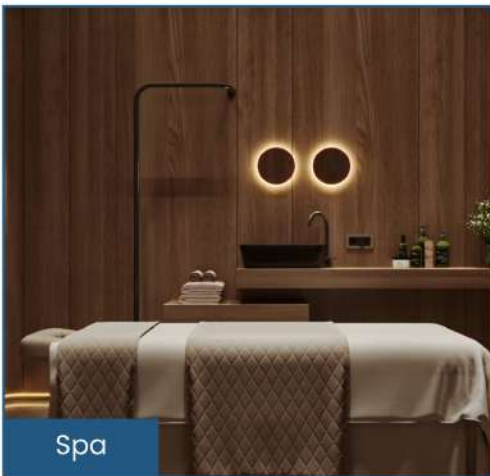
Kids Play Zone



Podium Garden & Sit Out




Indoor Game



Spa



Movie Theatre (24 Seats)



2 Floor Parking



Video Door Phone

PROPOSED AMENITIES

Exclusive Amenities, Endless Smiles.

- 2 Level Allotted Car Parking
- CCTV Camera Security
- Video Door Phone
- Yoga & Meditation Room
- Movie Theatre (24 Seats)
- Modern Elevation & Temple
- Power Backup
- Commercial Spaces
- **Indore Play Zone**
(Table Tennis, Snooker Table, Poker Table
Carrom & Chess, Foosball / Table Soccer)
- **Community Hall (2850 Sqft)**
& (kichen & Wash Area) Party Hall
- Well Equppid Gym With Steam Bath
Swimming Pool & Kids Pool



CCTV Camera Security



Yoga & Meditation Room



Modern Elevation & Temple



Community Hall (2850 Sqft) With Kichen



Well Equppid Gym With Steam Bath

FLOOR PLAN - 3 BHK APARTMENT



SBA 1505 Sqft
CA 1060 Sqft

FLOOR PLAN - 3 BHK APARTMENT



SBA 1486 Sqft
CA 1047 Sqft

FLOOR PLAN - 2 BHK APARTMENT



SBA 1224 Sqft
CA 862 Sqft

FLOOR PLAN - 2 BHK APARTMENT



SBA 1182 Sqft
CA 833 Sqft

Landmark Area



G.FLOOR AREA :-		
NO.	B. AREA	S. AREA
G-1&1A	732 SQ. FT.	1098 SQ.FT.
G-2&2A	507 SQ. FT.	760 SQ.FT.
G-3&3A	492 SQ. FT.	738 SQ.FT.
G-4&4A	608 SQ. FT.	912 SQ.FT.
G-5&5A	492 SQ. FT.	738 SQ.FT.
G-6&6A	507 SQ. FT.	760 SQ.FT.
G-7&7A	732 SQ. FT.	1098 SQ.FT.

FLAT AREA :-		
NO.	B. AREA	S. AREA
1	1060 SQ. FT.	1505 SQ.FT.
2	1060 SQ. FT.	1505 SQ.FT.
3	1060 SQ. FT.	1505 SQ.FT.
4	1060 SQ. FT.	1505 SQ.FT.
5	833 SQ. FT.	1182 SQ.FT.
6	833 SQ. FT.	1182 SQ.FT.
7	813 SQ. FT.	1154 SQ.FT.
8	833 SQ. FT.	1182 SQ.FT.
9	1047 SQ. FT.	1486 SQ.FT.
10	862 SQ. FT.	1224 SQ.FT.
11	862 SQ. FT.	1224 SQ.FT.
12	1047 SQ. FT.	1486 SQ.FT.
13	833 SQ. FT.	1182 SQ.FT.
14	833 SQ. FT.	1182 SQ.FT.
15	833 SQ. FT.	1182 SQ.FT.
16	833 SQ. FT.	1182 SQ.FT.

F. FLOOR AREA :-			
NO.	B. AREA	M. AREA	S. AREA
F-1&1A	735 SQ. FT.	242 SQ.FT.	1465 SQ.FT.
F-2&2A	503 SQ. FT.	165 SQ.FT.	1002 SQ.FT.
F-3&3A	504 SQ. FT.	166 SQ.FT.	1005 SQ.FT.
F-4&4A	500 SQ. FT.	165 SQ.FT.	997 SQ.FT.
F-5&5A	492 SQ. FT.	162 SQ.FT.	981 SQ.FT.
F-6&6A	748 SQ. FT.	242 SQ.FT.	1491 SQ.FT.
F-7	180 SQ. FT.		270 SQ.FT.
F-8	171 SQ. FT.		256 SQ.FT.
F-9	178 SQ. FT.		267 SQ.FT.
F-10	168 SQ. FT.		252 SQ.FT.
F-11	191 SQ. FT.		286 SQ.FT.
F-12	182 SQ. FT.		273 SQ.FT.
F-13	175 SQ. FT.		262 SQ.FT.
F-14	166 SQ. FT.		249 SQ.FT.
F-15	183 SQ. FT.		274 SQ.FT.
F-16	174 SQ. FT.		261 SQ.FT.
F-17	183 SQ. FT.		274 SQ.FT.
F-18	174 SQ. FT.		261 SQ.FT.
F-19	175 SQ. FT.		262 SQ.FT.
F-20	166 SQ. FT.		249 SQ.FT.
F-21	222 SQ. FT.		333 SQ.FT.
F-22	253 SQ. FT.		379 SQ.FT.
F-23	284 SQ. FT.		426 SQ.FT.
F-24	356 SQ. FT.		534 SQ.FT.
F-25	388 SQ. FT.		582 SQ.FT.
F-26	388 SQ. FT.		582 SQ.FT.
F-27	356 SQ. FT.		534 SQ.FT.
F-28	387 SQ. FT.		580 SQ.FT.
F-29	196 SQ. FT.		294 SQ.FT.
F-30	166 SQ. FT.		249 SQ.FT.
F-31	175 SQ. FT.		262 SQ.FT.
F-32	174 SQ. FT.		261 SQ.FT.
F-33	183 SQ. FT.		274 SQ.FT.
F-34	174 SQ. FT.		261 SQ.FT.
F-35	183 SQ. FT.		274 SQ.FT.
F-36	166 SQ. FT.		249 SQ.FT.
F-37	175 SQ. FT.		262 SQ.FT.
F-38	160 SQ. FT.		240 SQ.FT.
F-39	169 SQ. FT.		253 SQ.FT.
F-40	179 SQ. FT.		268 SQ.FT.
F-41	189 SQ. FT.		283 SQ.FT.
F-42	168 SQ. FT.		252 SQ.FT.
F-43	178 SQ. FT.		267 SQ.FT.
F-44	171 SQ. FT.		256 SQ.FT.
F-45	180 SQ. FT.		270 SQ.FT.

Projected By
**NIRVANA
REALITY**

Marketed by:
**UNIVERSAL
INFRA TECH**


LANDMARK

Location Map

